

महा आवास अभियान-ग्रामीण

दि.२०.११.२०२० ते दि.०४.०१.२०२१ पर्यंतचा

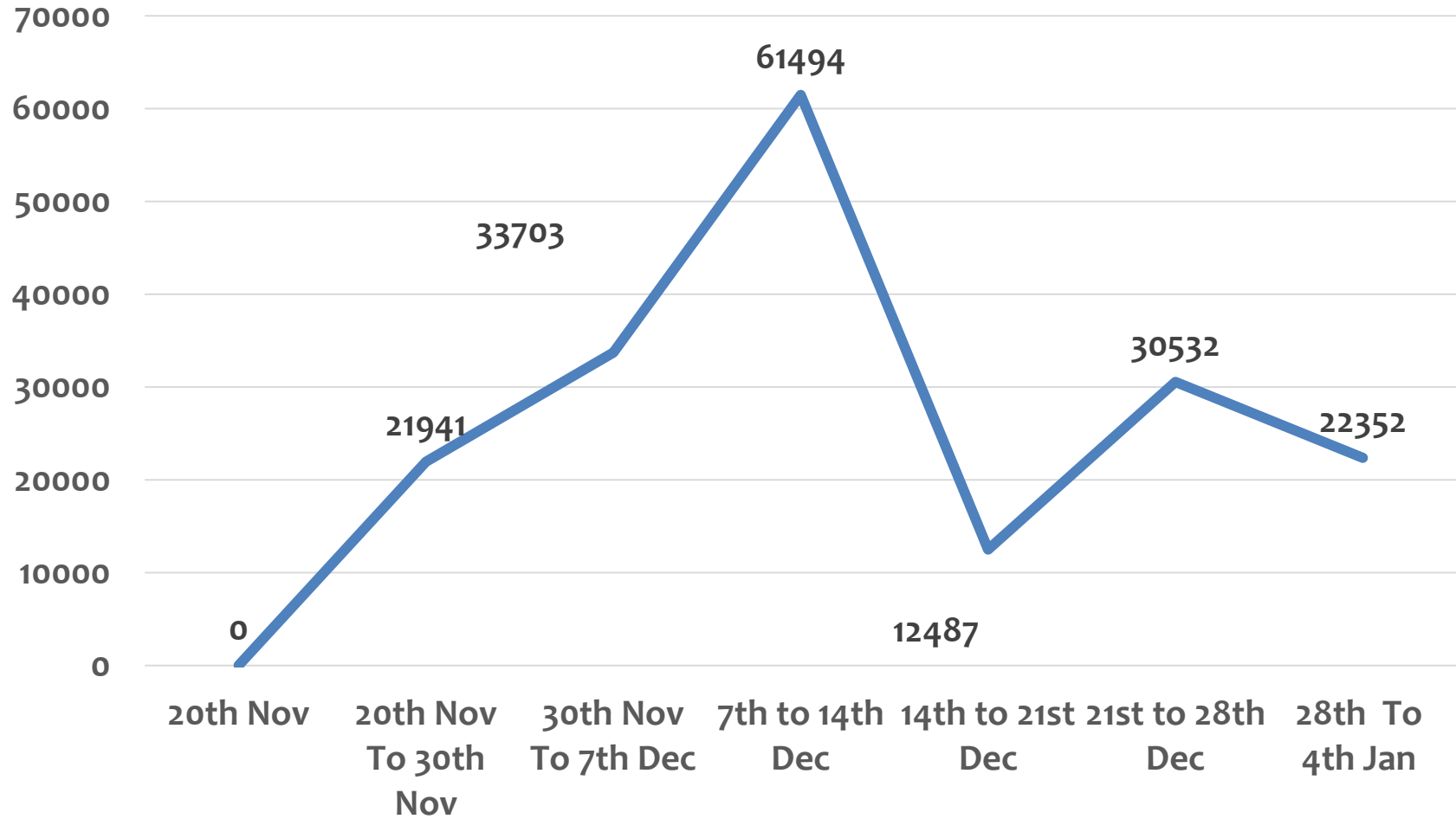
उपक्रम निहाय प्रगती अहवाल

अभियान उपक्रम क्र. २

घरकुलांच्या उद्दिष्टांप्रमाणे १०० टक्के
मंजूरी देणे.

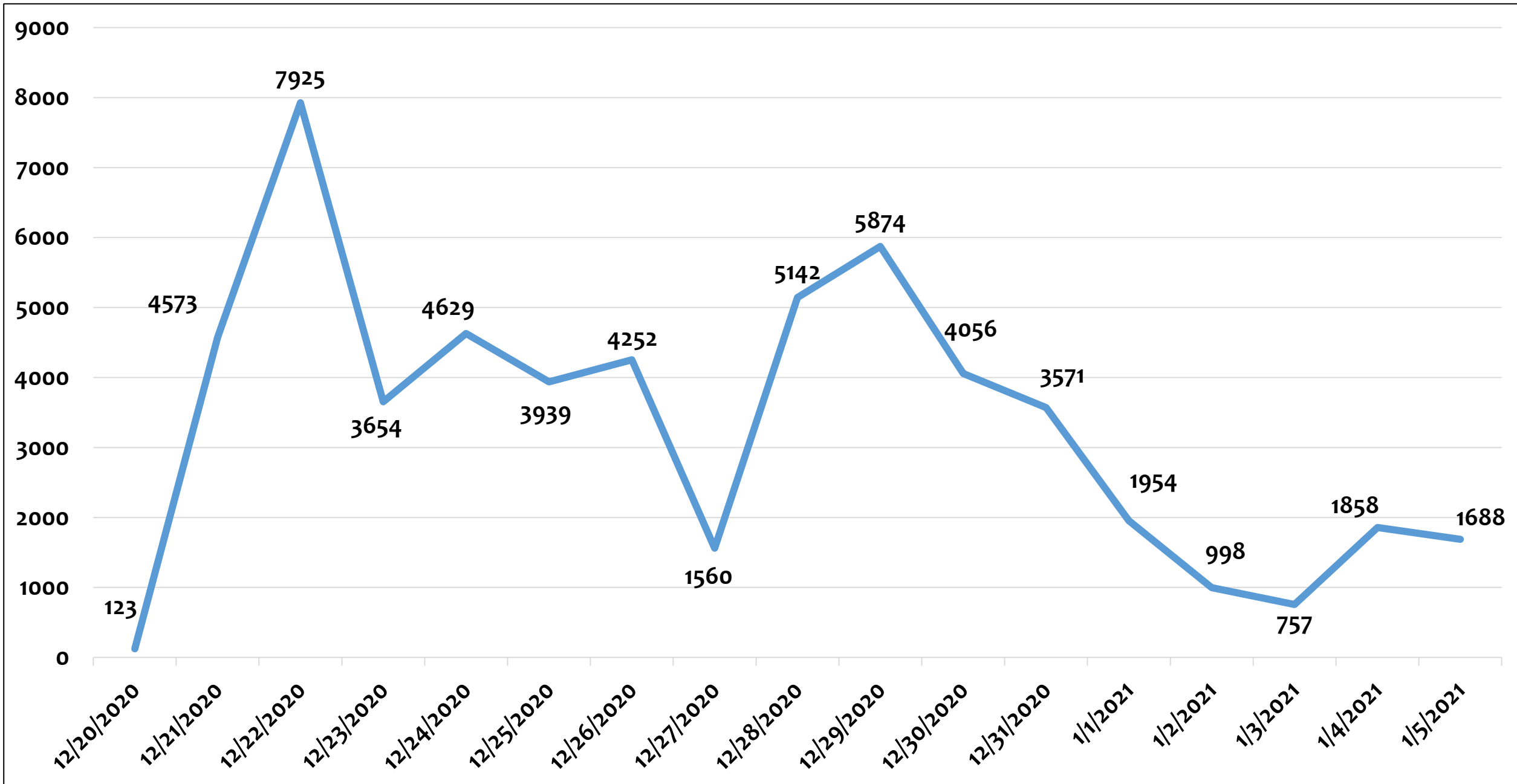
प्रधानमंत्री आवास योजना — ग्रामीण

PMAYG Sanction State Progress- Weekly

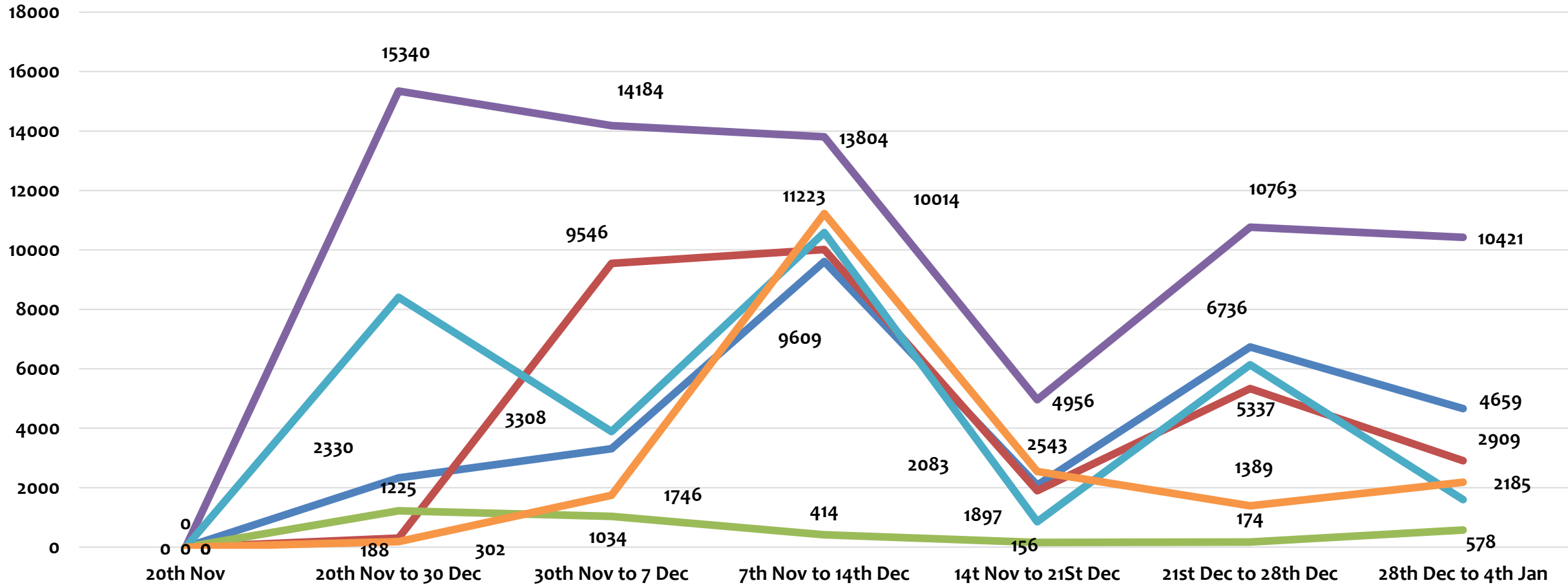


Week	Total PMAY-G Sanction of Maharashtra
20th Nov	0
20th Nov To 30th Nov	21941
30th Nov To 7th Dec	33703
7th to 14th Dec	61494
14th to 21st Dec	12487
21st to 28th Dec	30532
28th To 4th Jan	22352
Total	182509

PMAYG Sanction State Progress- Daily



PMAYG Division Wise Progress -Weekly



उपक्रम क्र. २ घरकुलांच्या उद्दिष्टांप्रमाणे १०० टक्के मंजूरी देणे. :प्रधानमंत्री आवास योजना – ग्रामीण

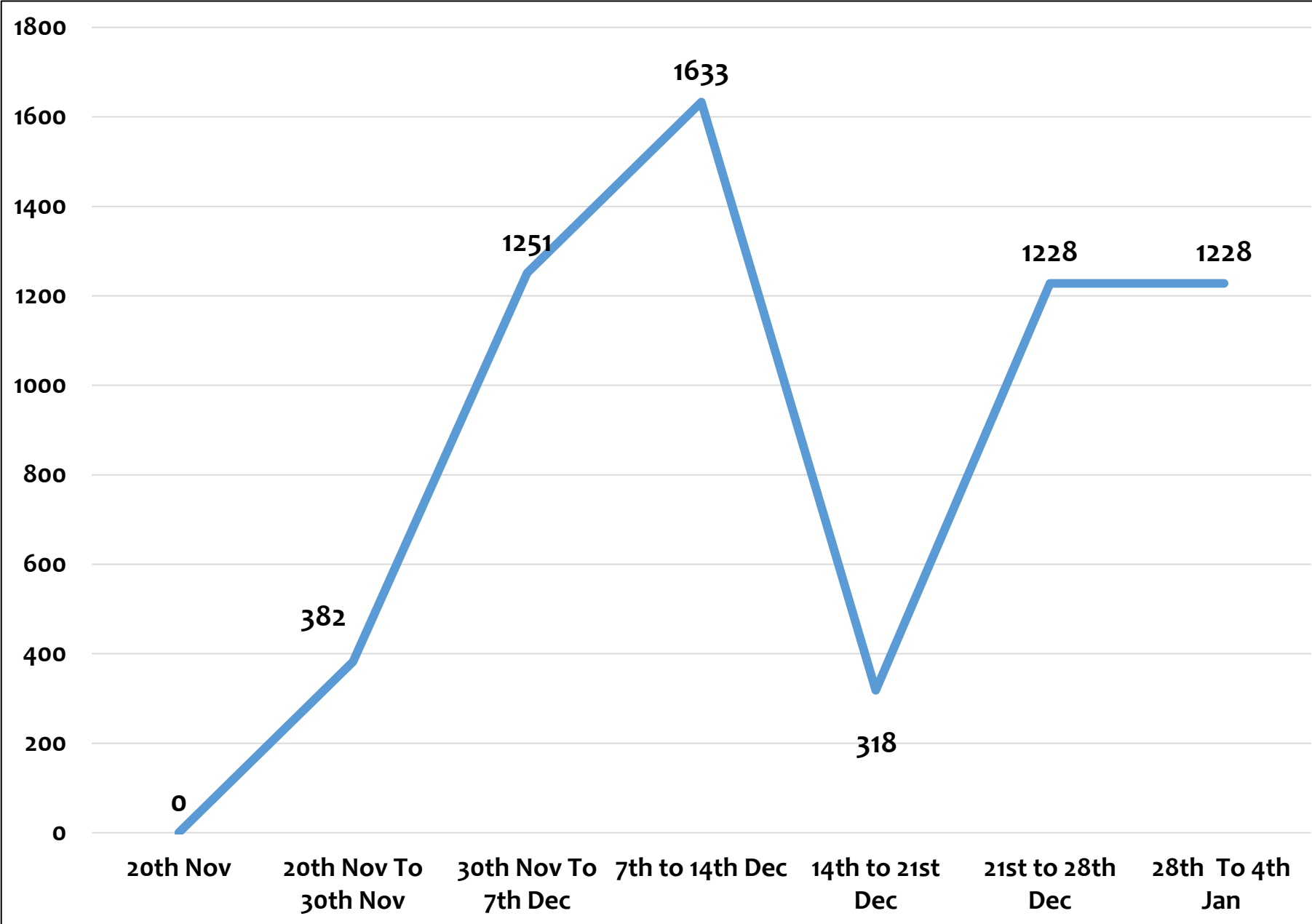
#SNo	Division	District	Target	Sanction As On 20th Nov	Abhiyan Achievement				Pending	Div. Rank	State Rank
					20th Nov To 28Dec	28 Dec 4 Jan	Total Achievement	%			
1	NAGPUR	GONDIA	92862	47093	27950	4227	32177	70.3	13592	1	3
2		GADCHIROLI	23746	16530	4209	445	4654	64.5	2562	2	5
3		CHANDRAPUR	32694	20282	7419	123	7542	60.8	4870	3	6
4		BHANDARA	63597	30409	11896	4346	16242	48.9	16946	4	9
5		WARDHA	17575	10159	1716	843	2559	34.5	4857	5	16
6		NAGPUR	45792	25842	5857	437	6294	31.5	13656	6	18
			276266	150315	59047	10421	69468	55.2	56483		1
7	AURANGABAD	AURANGABAD	23273	15255	6460	215	6675	83.3	1343	1	1
8		BEED	20320	11484	5304	849	6153	69.6	2683	2	4
9		NANDED	50791	30288	11040	722	11762	57.4	8741	3	7
10		PARBHANI	7603	5952	610	55	665	40.3	986	4	13
11		OSMANABAD	6632	4338	751	66	817	35.6	1477	5	15
12		LATUR	11302	7428	1007	154	1161	30.0	2713	6	21
13		HINGOLI	11335	7342	930	237	1167	29.2	2826	7	22
14		JALNA	13465	7749	994	611	1605	28.1	4111	8	23
			144721	89836	27096	2909	30005	54.7	24880		2
15	PUNE	SATARA	14166	8822	2295	46	2341	43.8	3003	1	11
16		SOLAPUR	49500	23030	10813	670	11483	43.4	14987	2	12
17		KOLHAPUR	17047	11127	1803	62	1865	31.5	4055	3	19
18		PUNE	21818	11998	1011	1186	2197	22.4	7623	4	28
19		SANGLI	22172	12149	1167	221	1388	13.8	8635	5	34
			124703	67126	17089	2185	19274	33.5	38303		3
20	KONKAN	RATNAGIRI	8100	4450	1590	410	2000	54.8	1650	1	8
21		SINDHUDURG	4947	2893	400	73	473	23.0	1581	2	27
22		RAIGAD	9566	6807	500	72	572	20.7	2187	3	30
23		PALGHAR	26966	25440	301	14	315	20.6	1211	4	31
24		THANE	7395	6291	212	9	221	20.0	883	5	32
			56974	45881	3003	578	3581	32.3	7512		4
25	NASHIK	NASHIK	72630	63236	4163	102	4265	45.4	5129	1	10
26		AHMEDNAGAR	56134	30493	9157	543	9700	37.8	15941	2	14
27		DHULE	52614	41236	3416	99	3515	30.9	7863	3	20
28		JALGAON	75723	40219	8863	718	9581	27.0	25923	4	24
29		NANDURBAR	111956	94134	4257	138	4395	24.7	13427	5	26
			369057	269318	29856	1600	31456	31.5	68283		5
30	AMRAVATI	YAVATMAL	41521	26451	8558	2393	10951	72.7	4119	1	2
31		AKOLA	47181	27721	6132	308	6440	33.1	13020	2	17
32		WASHIM	11091	6504	433	743	1176	25.6	3411	3	25
33		BULDHANA	30604	18444	2149	382	2531	20.8	9629	4	29
34		AMRAVATI	93272	49234	6794	833	7627	17.3	36411	5	33
			223669	128354	24066	4659	28725	30.1	66590		6
		State Total	1195390	750830	160157	22352	182509	41.1	262051		

अभियान उपक्रम क्र. २

घरकुलांच्या उद्दिष्टांप्रमाणे १०० टक्के
मंजूरी देणे.

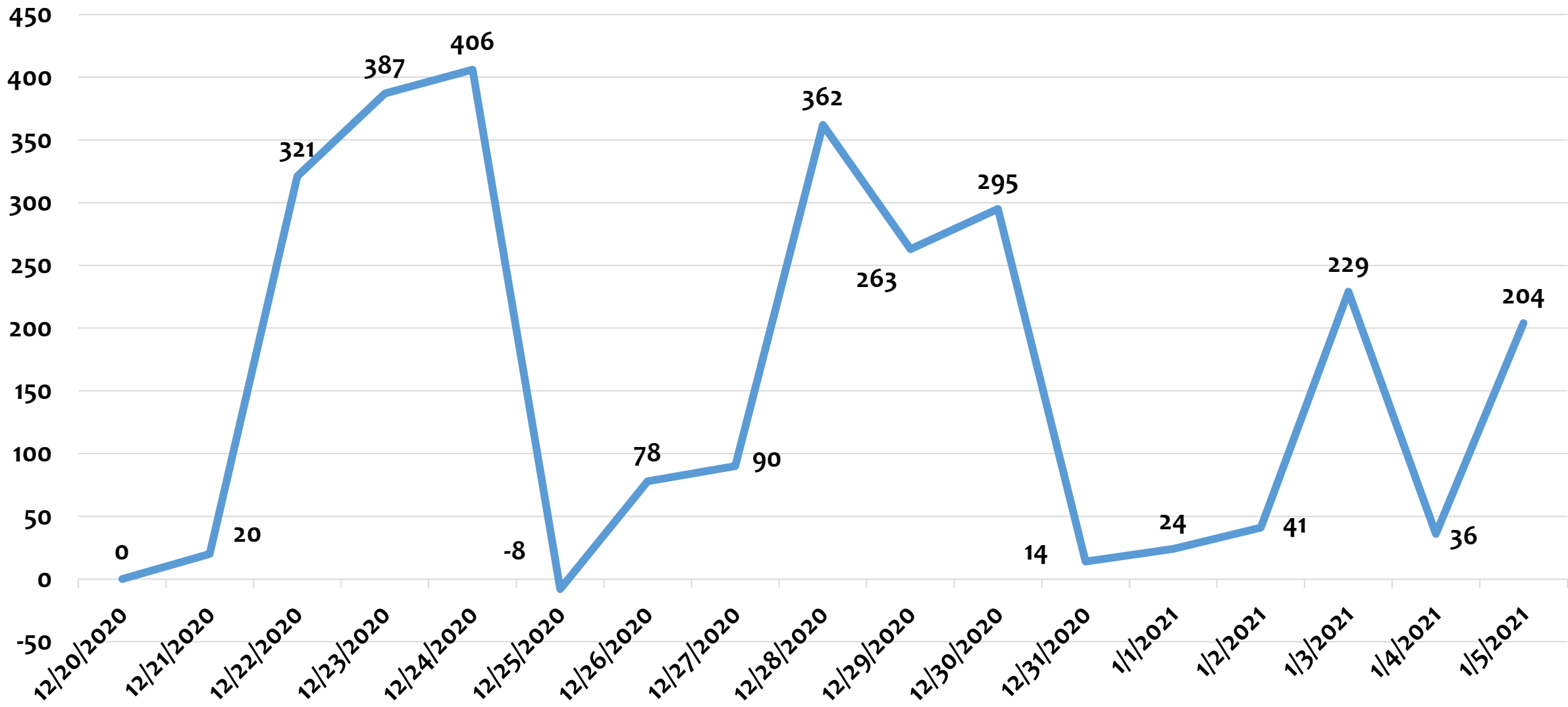
राज्य पुरस्कृत आवास योजना

State Scheme Sanction State Progress- Weekly

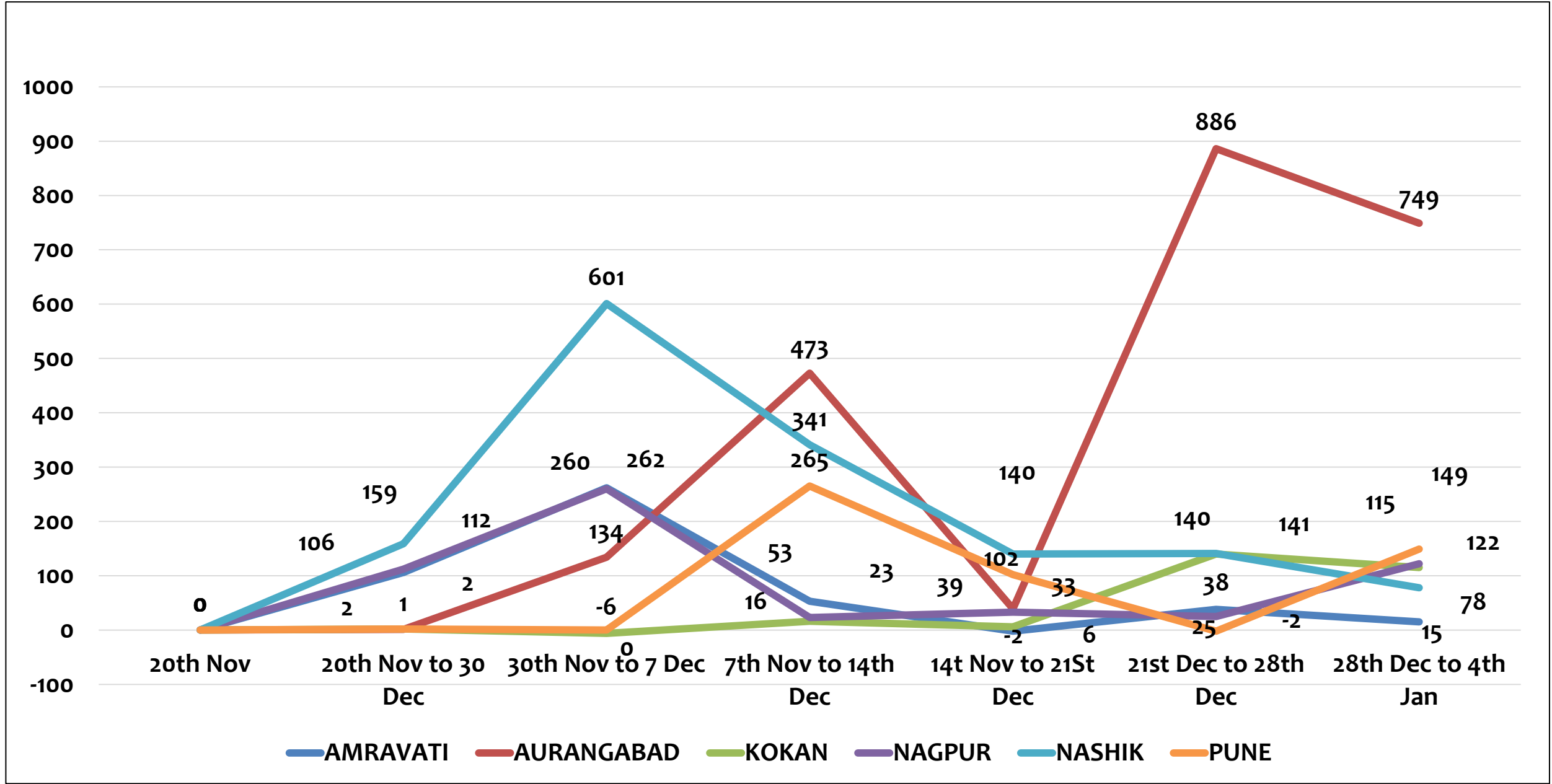


WEEKLY REPORT OF THE TOTAL STATE SCHEME SANCTION OF THE MAHARASHTRA	
Week	Sanction
20th Nov	0
20th Nov To 30th Nov	382
30th Nov To 7th Dec	1251
7th to 14th Dec	1633
14th to 21st Dec	318
21st to 28th Dec	1228
28th To 4th Jan	1228
Total	6040

State Scheme Sanction State Progress- Daily



State Scheme Sanction Division Wise Progress- Weekly



उपक्रम क्र. २ घरकुलांच्या उद्दिष्टांप्रमाणे १०० टक्के मंजूरी देणे. : राज्य पुरस्कृत आवास योजना – ग्रामीण

#SNo	Division	District	Target	Sanction As On 20th Nov	Abhiyan Achievement				Pending Sanction	Div.Rank	State Rank
					20th Nov To 28Dec	28 Dec 4 Jan	Total Achievement	%			
1	KONKAN	RATNAGIRI	5864	5848	10	0	10	62.5	6	1	1
2		PALGHAR	6455	5806	140	115	255	39.3	394	2	4
3		RAIGAD	3833	3798	5	0	5	14.3	30	3	12
4		THANE	3524	3263	1	0	1	0.4	260	4	28
5		SINDHUDURG	1851	1834	0	0	0	0.0	17	5	32
			21527	20549	156	115	271	27.7	707		1
6	NASHIK	JALGAON	17383	15345	841	71	912	44.7	1126	1	3
7		DHULE	12351	11900	59	-2	57	12.6	394	2	13
8		AHMEDNAGAR	30450	27864	221	1	222	8.6	2364	3	16
9		NASHIK	19111	17855	93	8	101	8.0	1155	4	17
10		NANDURBAR	10307	9827	9	0	9	1.9	471	5	24
			89602	82791	1223	78	1301	19.1	5510		2
11	AMRAVATI	AMRAVATI	14486	13677	247	0	247	30.5	562	1	5
12		BULDHANA	12190	11942	54	-1	53	21.4	195	2	8
13		YAVATMAL	19265	18915	35	16	51	14.6	299	3	11
14		AKOLA	14198	13381	16	0	16	2.0	801	4	23
15		WASHIM	7712	7698	0	0	0	0.0	14	5	33
			67851	65613	352	15	367	16.4	1871		3
16	PUNE	SATARA	9559	9505	0	12	12	22.2	42	1	7
17		PUNE	10457	8455	351	65	416	20.8	1586	2	9
18		SANGLI	7082	6229	14	73	87	10.2	766	3	14
19		KOLHAPUR	10935	10836	3	-2	1	1.0	98	4	26
20		SOLAPUR	15433	15044	0	1	1	0.3	388	5	29
			53466	50069	368	149	517	15.2	2880		4
21	AURANGABAD	PARBHANI	14543	11941	1020	444	1464	56.3	1138	1	2
22		HINGOLI	9745	8164	217	60	277	17.5	1304	2	10
23		NANDED	17863	10054	243	205	448	5.7	7361	3	18
24		AURANGABAD	17770	16444	2	44	46	3.5	1280	4	20
25		JALNA	7135	5081	42	0	42	2.0	2012	5	22
26		BEED	13236	9022	18	-1	17	0.4	4197	6	27
27		OSMANABAD	15251	8375	12	0	12	0.2	6864	7	30
28		LATUR	19992	16002	5	-3	2	0.1	3988	8	31
				115535	85083	1559	749	2308	7.6	28144	
29	NAGPUR	WARDHA	8310	8297	1	2	3	23.1	10	1	6
30		BHANDARA	15386	14205	110	0	110	9.3	1071	2	15
31		CHANDRAPUR	24728	16426	214	115	329	4.0	7973	3	19
32		NAGPUR	9482	9124	9	-1	8	2.2	350	4	21
33		GADCHIROLI	11477	10083	22	0	22	1.6	1372	5	25
34		GONDIA	13480	9364	-13	6	-7	-0.2	4123	6	34
			82863	67499	343	122	465	3.0	14899		6
		State Total	430844	371604	4001	1228	5229	8.8	54011		

अभियान उपक्रम क्र. १

भूमीहीन लाभार्थ्यांना जागा उपलब्ध
करून देणे.

उपक्रम क्र.१ भूमीहीन लाभार्थ्यांना जागा उपलब्ध करून देणे.

Sr.No.	Division	District	Landless beneficiaries in PWL	PDU				Free Govt. Land				Encroachment Regularization				Other				Abhiyan Achievement As on 4th Jan 2021	%	Land Provided Till Date	Remaining Landless
				20th Nov Status	Abhiyan Achievement			20th Nov Status	Abhiyan Achievement			20th Nov Status	Abhiyan Achievement			20th Nov Status	Abhiyan Achievement						
					20th to 28th Dec	28th Dec to 4 Jan	Achievement		20th to 28th Dec	28th Dec to 4 Jan	Achievement		20th to 28th Dec	28th Dec to 4 Jan	Achievement		20th to 28th Dec	28th Dec to 4 Jan	Achievement				
1	Aurangabad	AURANGABAD	1244	74	0	0	0	225	0	0	0	0	0	0	0	0	0	301	301	301	31.9	600	644
2		HINGOLI	814	0	125	0	125	0	0	0	0	0	0	0	0	0	0	0	0	125	15.4	125	689
3		OSMANABAD	336	2	0	0	0	0	0	0	0	0	0	0	0	47	4	51	51	15.3	53	283	
4		LATUR	879	7	5	0	5	0	0	0	0	0	0	0	0	0	0	0	5	0.6	12	867	
5		JALNA	535	32	0	0	0	0	0	0	0	0	0	0	0	0	0	0	0	0.0	32	503	
6		BEED	110	88	0	0	0	0	0	0	0	0	0	0	0	0	0	0	0	0.0	88	22	
7		NANDED	602	32	0	0	0	60	0	0	0	0	0	0	0	0	0	0	0	0.0	92	510	
8		PARBHANI	34	20	0	0	0	0	0	0	0	0	0	0	0	0	0	0	0	0.0	20	14	
		A'BAD DIV.	4554	255	130	0	130	285	0	0	0	0	0	0	0	47	305	352	482	12.0	1022	3532	
9	Nagpur	CHANDRAPUR	1922	16	28	0	28	0	114	0	114	114	0	0	0	0	0	0	0	142	7.9	272	1650
10		NAGPUR	12333	0	50	0	50	0	364	0	364	0	0	0	0	0	0	0	0	414	3.4	414	11919
11		WARDHA	2316	91	0	0	0	121	0	0	0	342	0	0	0	42	0	0	0	0	0.0	596	1720
12		BHANDARA	4284	257	0	0	0	0	0	0	0	0	0	0	0	0	0	0	0	0	0.0	257	4027
13		GADCHIROLI	2	1	0	0	0	0	0	0	0	0	0	0	0	0	0	0	0	0	0.0	1	1
14		GONDIA	280	0	0	0	0	0	0	0	0	0	0	0	0	0	0	0	0	0	0.0	0	280
		NAGPUR DIV.	21137	365	78	0	78	121	478	0	478	456	0	0	0	42	0	0	0	556	2.8	1540	19597
15	Nashik	NANDURBAR	98	35	49	0	49	0	0	0	0	0	0	0	0	0	0	0	49	77.8	84	14	
16		AHMEDNAGAR	9448	203	68	0	68	0	158	0	158	0	0	0	0	0	0	0	0	226	2.4	429	9019
17		NASHIK	1677	18	25	0	25	0	0	0	0	0	0	0	0	0	0	0	0	25	1.5	43	1634
18		DHULE	41	41	0	0	0	0	0	0	0	0	0	0	0	0	0	0	0	0	0.0	41	0
19		JALGAON	12430	776	0	0	0	1122	0	0	0	0	0	0	0	5813	0	0	0	0	0.0	7711	4719
		NASHIK DIV.	23694	1073	142	0	142	1122	158	0	158	0	0	0	5813	0	0	0	300	1.9	8308	15386	

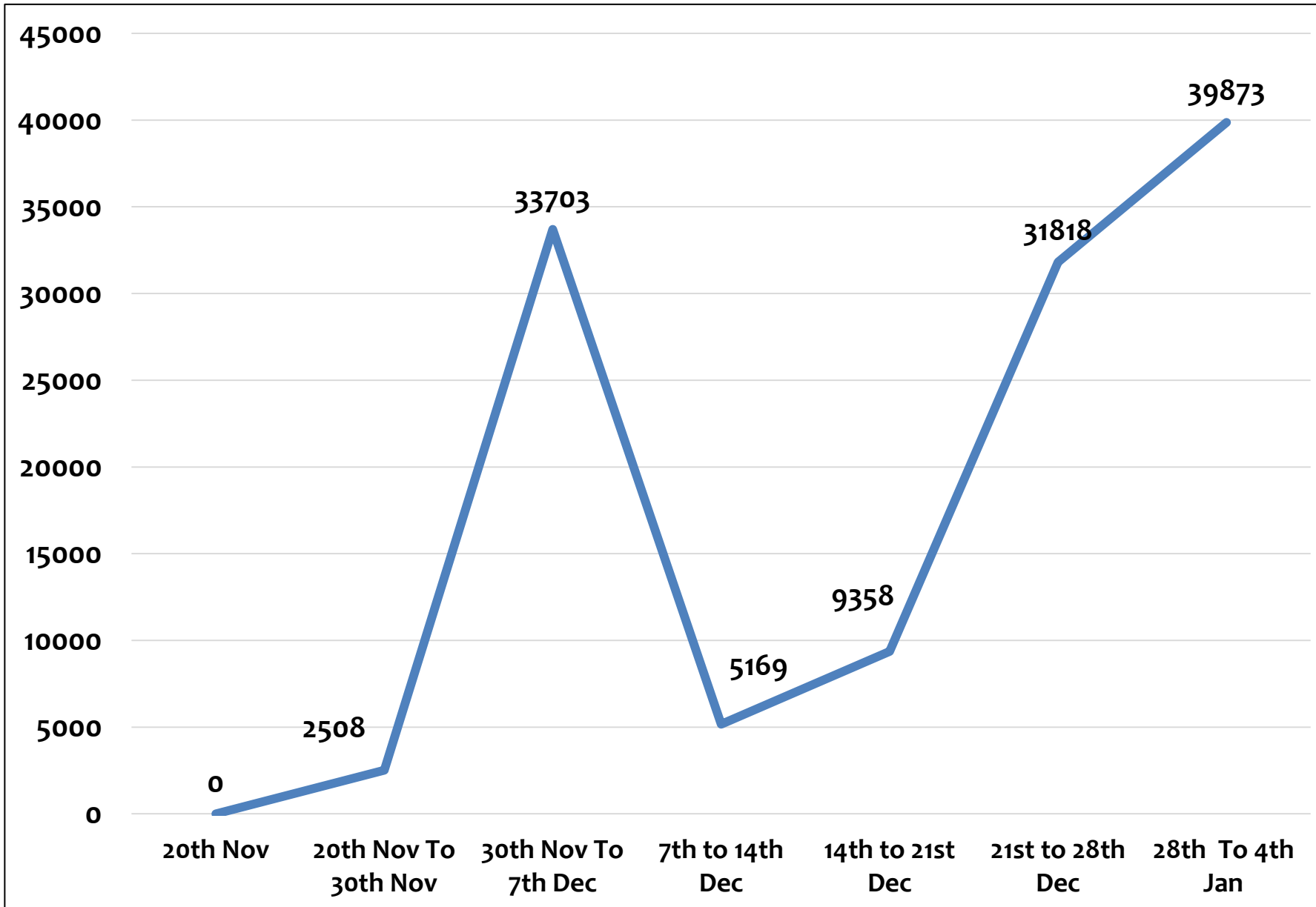
Sr.No.	Division	District	Landless beneficiaries in PWL	PDU				Free Govt. Land					Encroachment Regularization				Other				Abhyan Achievement As on 4th Jan 2021	%	Land Provided Till Date	Remaining Landless
				20th Nov Status	Abhiyan Achievement			20th Nov Status	Abhiyan Achievement			20th Nov Status	Abhiyan Achievement			20th Nov Status	Abhiyan Achievement							
					20th to 28th Dec	28th Dec to 4 Jan	Achievement		20th to 28th Dec	28th Dec to 4 Jan	Achievement		20th to 28th Dec	28th Dec to 4 Jan	Achievement		20th to 28th Dec	28th Dec to 4 Jan	Achievement					
20	Konkan	PALGHAR	25	0	0	0	0	0	0	0	0	0	0	0	0	3	0	3	3	12.0	3	22		
21		SINDHUDURG	392	11	0	1	1	0	0	0	0	0	0	0	0	154	0	3	3	4	1.8	169	223	
22		RATNAGIRI	274	2	0	0	0	0	0	0	0	0	0	0	0	0	0	0	0	0	0.0	2	272	
23		THANE	66	0	0	0	0	0	0	0	0	0	0	0	0	12	0	0	0	0	0.0	12	54	
24		RAIGAD	63	17	0	0	0	0	0	0	0	0	0	0	0	0	0	0	0	0	0.0	17	46	
		KONKAN DIV.		30	0	1	1	0	0	0	0	0	0	0	0	166	3	3	6	7	1.1	203	617	
25	Pune	SANGLI	1357	38	0	15	15	60	0	46	46	0	0	0	0	0	0	0	0	61	4.8	159	1198	
26		SATARA	2125	0	0	0	0	0	6	0	6	0	0	0	0	0	0	0	0	6	0.3	6	2119	
27		PUNE	4012	42	0	0	0	964	0	0	0	2125	0	0	0	0	0	0	0	0	0.0	3131	881	
28		SOLAPUR	9622	118	0	0	0	495	0	0	0	0	0	0	0	0	0	0	0	0	0.0	613	9009	
29		KOLHAPUR	1149	35	0	0	0	0	0	0	0	0	0	0	0	0	0	0	0	0	0.0	35	1114	
		PUNE DIV.	18265	233	0	15	15	1519	6	46	52	2125	0	0	0	0	0	0	0	67	0.5	3944	14321	
30	Amravati	AKOLA	5099	9	2	0	2	0	0	0	0	1713	0	0	0	0	27	0	27	29	0.9	1751	3348	
31		AMRAVATI	14998	303	0	0	0	3396	0	0	0	3295	0	0	0	1419	0	0	0	0	0.0	8413	6585	
32		BULDHANA	8278	368	0	0	0	0	0	0	0	2968	0	0	0	0	0	0	0	0	0.0	3336	4942	
33		WASHIM	670	24	0	0	0	0	0	0	0	0	0	0	0	0	0	0	0	0	0.0	24	646	
34		YAVATMAL	2191	148	0	0	0	0	0	0	0	0	0	0	0	0	0	0	0	0	0.0	148	2043	
		AMRAVATI DIV.	31236	852	2	0	2	3396	0	0	0	7976	0	0	0	1419	27	0	27	29	0.2	13672	17564	
		Total	99706	2808	352	16	368	6443	642	46	688	10557	0	0	0	7440	77	308	385	1441	1.99	28689	71017	

अभियान उपक्रम क्र. ३

मंजूर घरकुलांना पहिल्या हप्त्याचे
१०० टक्के वितरण करणे

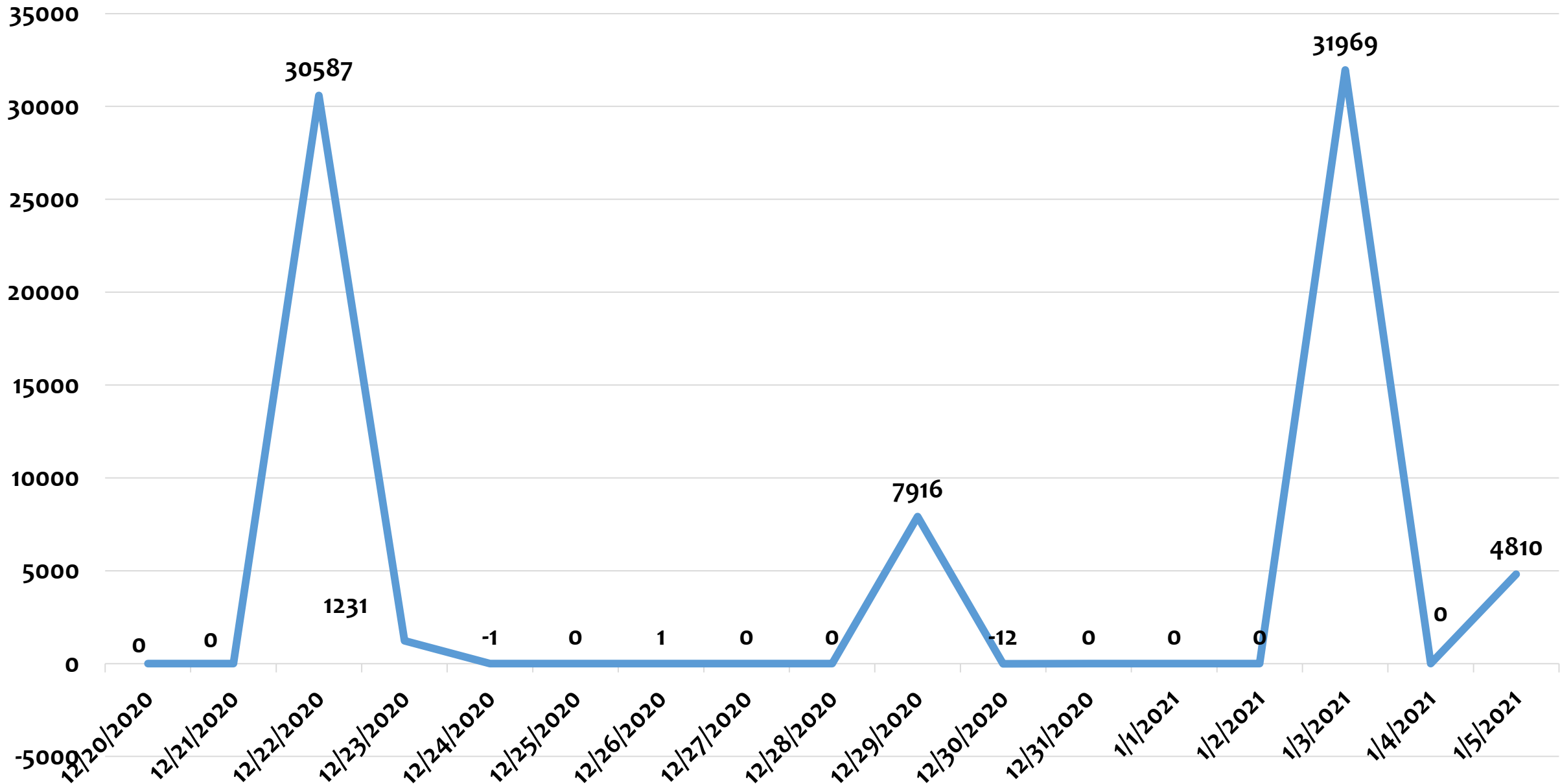
प्रधानमंत्री आवास योजना — ग्रामीण

PMAY-G 1st Instalment State Progress- Weekly

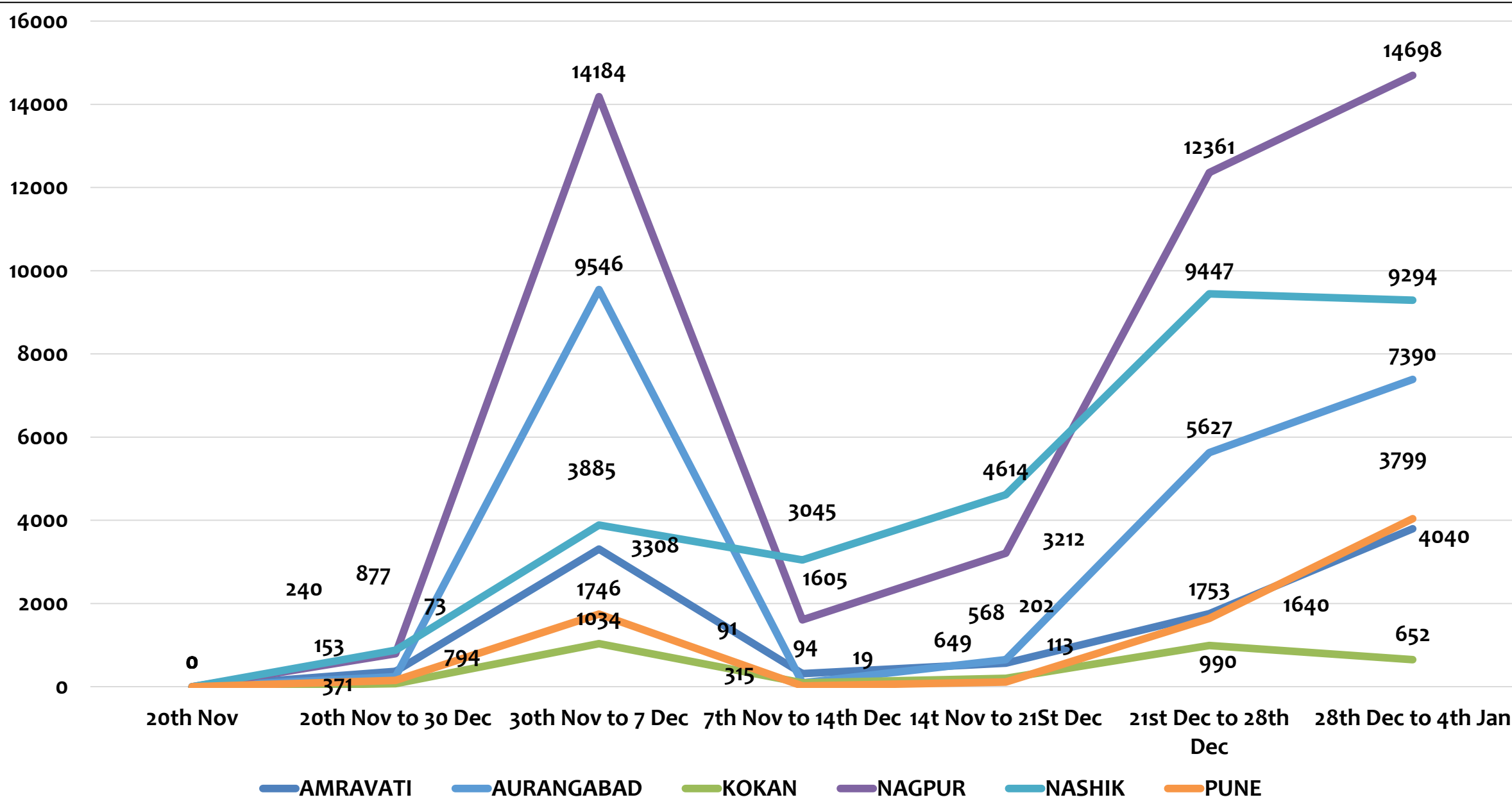


Week	Total PMAY-G 1st instalment Paid of Maharashtra
20th Nov	0
20th Nov To 30th Nov	2508
30th Nov To 7th Dec	33703
7th to 14th Dec	5169
14th to 21st Dec	9358
21st to 28th Dec	31818
28th To 4th Jan	39873
Total	122429

PMAY-G 1st Instalment State Progress- Daily



PMAY-G 1st Instalment Division Wise Progress- Weekly



उपक्रम क्र. ३ मंजूर घरकुलांना पहिल्या हप्त्याचे १०० टक्के वितरण करणे. : प्रधानमंत्री आवास योजना – ग्रामीण

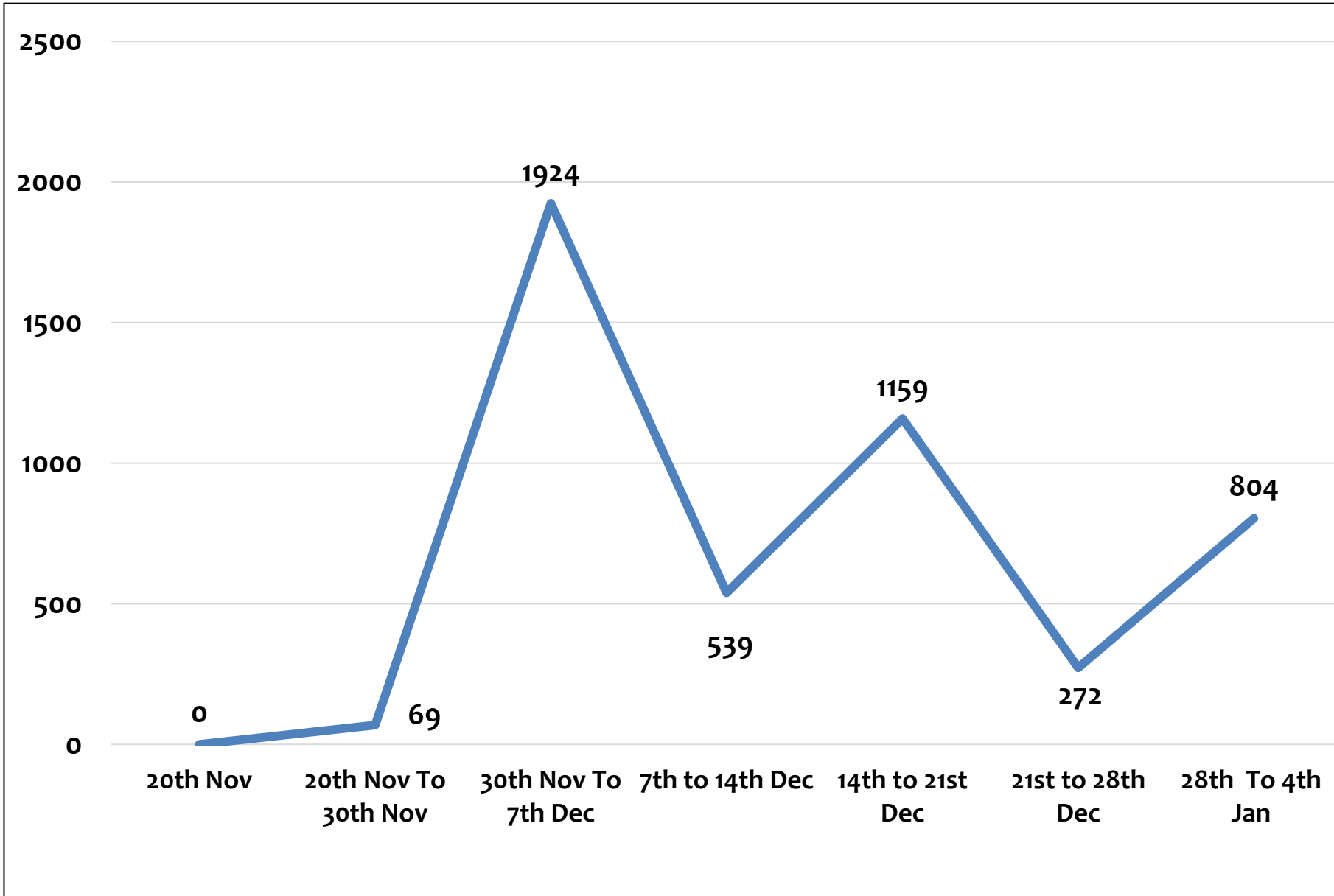
#SNo	Division	District	Target	Sanctions	1st Inst. 20th Nov	Abhiyan Achievement				Pending	Div.Ra nk	State Rank
						20th Nov To 28Dec	28 Dec 4 Jan	Total	%			
1	Aurangabad	NANDED	50791	42050	26145	10412	2782	13194	53.5	20554	1	3
2		AURANGABAD	23273	21930	14025	4116	309	4425	47.8	4819	2	5
3		OSMANABAD	6632	5155	3663	719	522	1241	41.8	1916	3	6
4		PARBHANI	7603	6617	4760	17	1115	1132	39.8	1711	4	8
5		BEED	20320	17637	11163	19	2269	2288	25.0	6869	5	13
6		HINGOLI	11335	8509	6997	734	296	1030	23.7	3473	6	14
7		JALNA	13465	9354	7499	127	52	179	3.0	5769	7	30
8		LATUR	11302	8589	7225	12	45	57	1.4	4019	8	33
			144721	119841	81477	16156	7390	23546	37.2	49130		1
9	Nagpur	CHANDRAPUR	32694	27824	19497	8276	1468	9744	73.8	6671	1	1
10		GONDIA	92862	79270	38982	19563	9526	29089	54.0	33588	2	2
11		GADCHIROLI	23746	21184	15909	172	1162	1334	17.0	6466	3	20
12		NAGPUR	45792	32136	18923	1806	1775	3581	13.3	23822	4	22
13		BHANDARA	63597	46651	28134	2135	539	2674	7.5	33639	5	27
14		WARDHA	17575	12718	9236	204	228	432	5.2	7882	6	28
			276266	219783	130681	32156	14698	46854	32.2	112068		2
15	Nashik	NASHIK	72630	67501	57262	5915	1989	7904	51.4	7912	1	4
16		DHULE	52614	44751	37178	3889	1705	5594	36.2	9841	2	9
17		AHMEDNAGAR	56134	40193	29159	3213	3613	6826	25.3	20352	3	12
18		NANDURBAR	111956	98529	87754	4021	443	4464	18.4	19648	4	18
19		JALGAON	75723	49800	36376	4830	1544	6374	16.2	34890	5	21
			369057	300774	247729	21868	9294	31162	25.7	92643		3
20	Konkan	RATNAGIRI	8100	6450	4166	1271	309	1580	40.2	3164	1	7
21		PALGHAR	26966	25755	24713	300	160	460	20.4	1793	2	15
22		THANE	7395	6512	6220	165	68	233	19.8	942	3	17
23		RAIGAD	9566	7379	6550	460	77	537	17.8	2642	4	19
24		SINDHUDURG	4947	3366	2780	194	38	232	10.7	1922	5	24
			56974	49462	44429	2390	652	3042	24.2	10463		4
25	Pune	KOLHAPUR	17047	12992	9723	1811	811	2622	35.8	5404	1	10
26		SATARA	14166	11163	7464	1111	632	1743	26.0	5998	2	11
27		SOLAPUR	49500	34513	22502	460	2482	2942	10.9	24042	3	23
28		SANGLI	22172	13537	11193	179	69	248	2.3	10728	4	31
29		PUNE	21818	14195	11400	110	46	156	1.5	10226	5	32
			124703	86400	62282	3671	4040	7711	12.4	56398		5
30	Amravati	AKOLA	47181	34161	25979	2902	1346	4248	20.0	18618	1	16
31		AMRAVATI	93272	56861	47658	2249	1784	4033	8.8	42374	2	25
32		BULDHANA	30604	20975	17468	1032	79	1111	8.5	12466	3	26
33		YAVATMAL	41521	37402	25044	118	589	707	4.3	15736	4	29
34		WASHIM	11091	7680	6386	14	1	15	0.3	4689	5	34
			223669	157079	122535	6315	3799	10114	10.0	93883		6
		Total	1195390	933339	689133	82556	39873	122429	24.2	414585		

अभियान उपक्रम क्र. ३

मंजूर घरकुलांना पहिल्या हप्त्याचे
१०० टक्के वितरण करणे

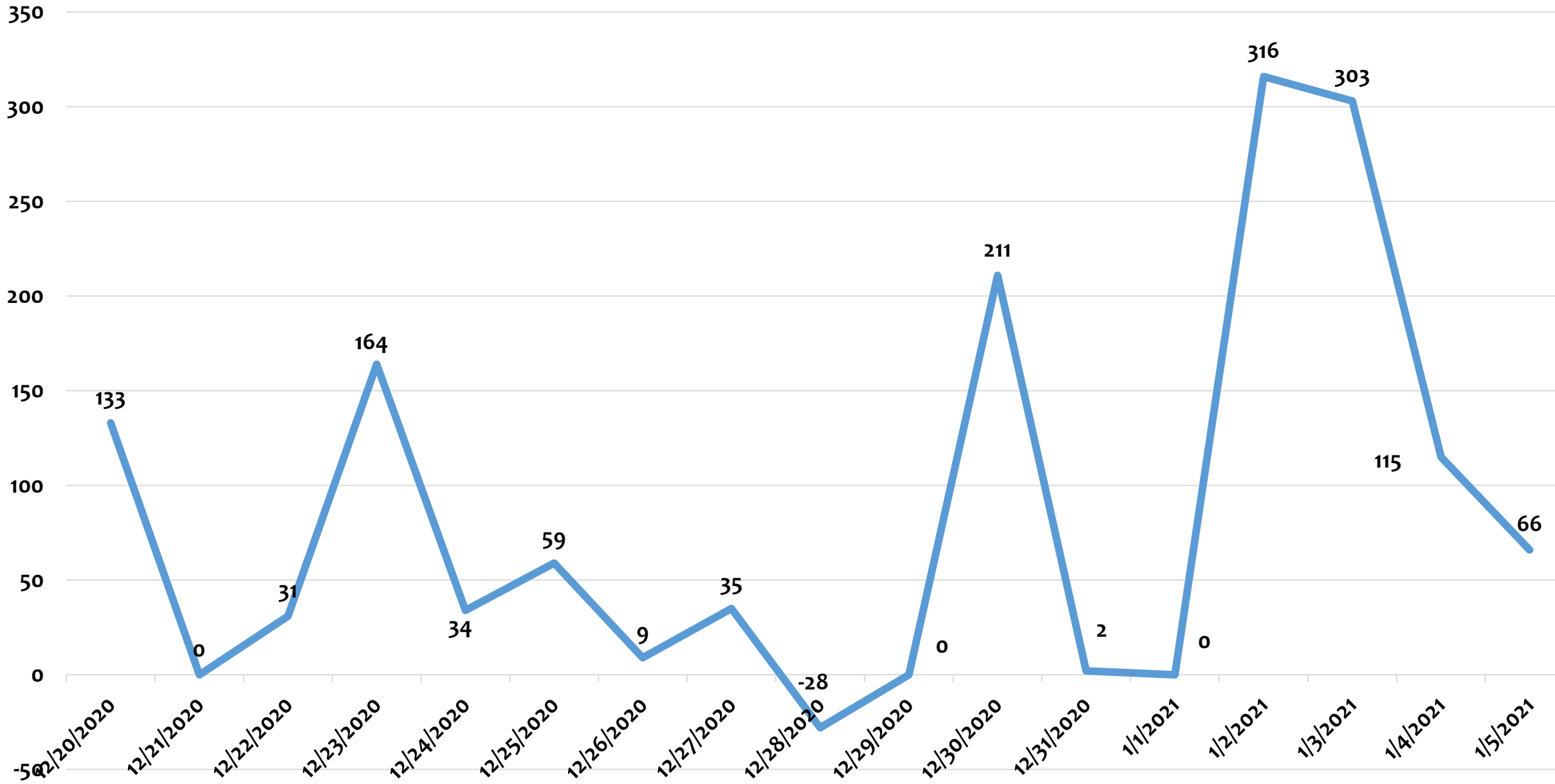
राज्य पुरस्कृत आवास योजना

State Scheme 1st Instalment State Progress- Weekly

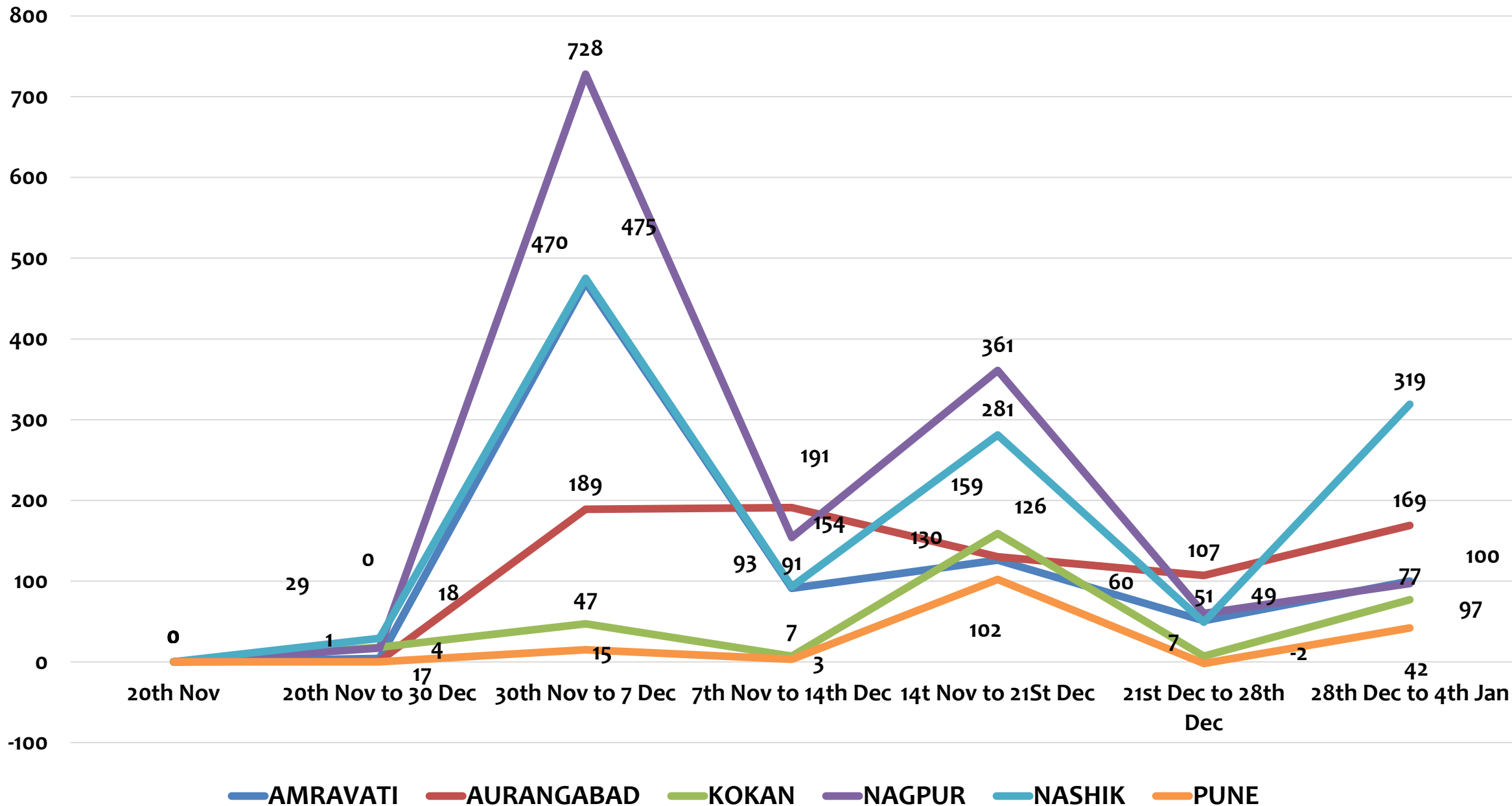


Week	WEEKLY REPORT OF THE STATE SCHEME OF 1 st INSTALLMENT PAID
20th Nov	0
20th Nov To 30th Nov	69
30th Nov To 7th Dec	1924
7th to 14th Dec	539
14th to 21st Dec	1159
21st to 28th Dec	272
28th To 4th Jan	804
Total	4767

State Scheme 1ST Instalment State Progress- Daily



State Scheme 1st Instalment Division Wise Progress- Weekly



उपक्रम क्र. ३ मंजूर घरकुलांना पहिल्या हप्त्याचे १०० टक्के वितरण करणे. : राज्य पुरस्कृत आवास योजना

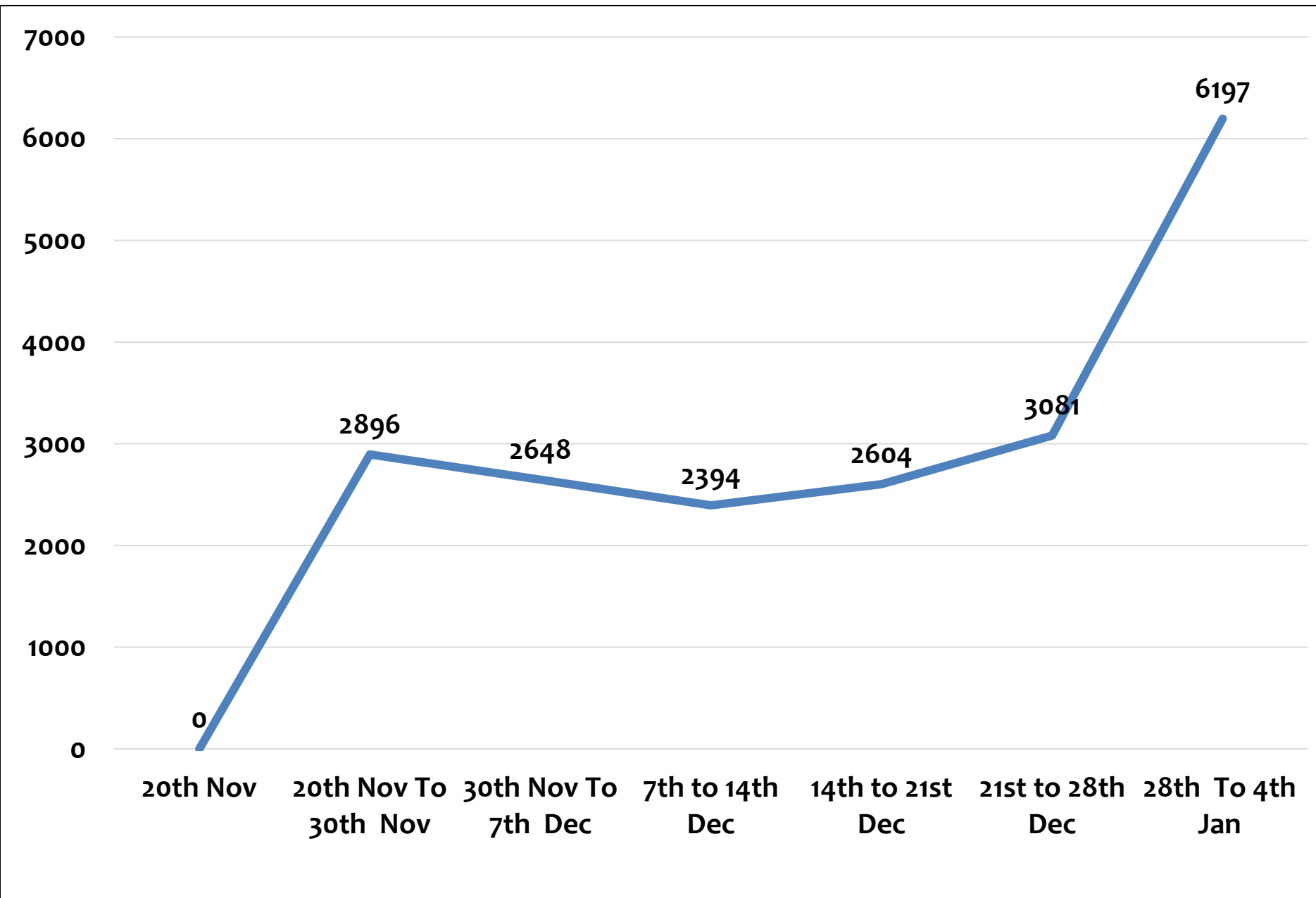
#SNo	Division	District	Target	Sanctions	1st Insta 20th Nov	Abhiyan Achievement				Pending 1st Inst	Div.Rank	State Rank
						20th Nov To 28Dec	28 Dec 4 Jan	Total	%			
1	KOKAN	PALGHAR	6455	6061	5467	153	79	232	23.5	774	1	1
2		RAIGAD	3833	3803	3380	34	3	37	8.2	416	2	7
3		RATNAGIRI	5864	5858	5487	31	-5	26	6.9	351	3	11
4		THANE	3524	3264	3226	20	0	20	6.7	278	4	13
5		SINDHUDURG	1851	1834	1526	0	0	0	0.0	325	5	34
		KONKAN DIV.	21527	20820	19086	238	77	315	12.9	2144		1
6	NASHIK	NASHIK	19111	17956	14198	379	47	426	8.7	4516	1	4
7		AHMEDNAGAR	30450	28086	23347	371	164	535	7.5	6568	2	9
8		JALGAON	17383	16257	12239	145	72	217	4.2	4927	3	15
9		NANDURBAR	10307	9836	9180	13	19	32	2.8	1095	4	20
10		DHULE	12351	11957	10621	19	17	36	2.1	1694	5	22
		NASHIK DIV.	89602	84092	69585	927	319	1246	6.2	18800		2
11	NAGPUR	WARDHA	8310	8300	7699	103	18	121	19.8	489	1	2
12		BHANDARA	15386	14315	12379	241	9	250	8.3	2760	2	5
13		NAGPUR	9482	9132	7947	126	1	127	8.3	1409	3	6
14		GONDIA	13480	9357	7687	399	16	415	7.2	5390	4	10
15		CHANDRAPUR	24728	16755	15005	368	37	405	4.2	9318	5	16
		GADCHIROLI	11477	10105	8674	83	16	99	3.5	2704	6	17
16		NAGPUR DIV.	82863	67964	59391	1320	97	1417	6.0	22070		3
17	AMRAVATI	YAVATMAL	19265	18966	16010	476	48	524	16.1	2734	1	3
18		AKOLA	14198	13397	9166	135	35	170	3.4	4863	2	18
19		AMRAVATI	14486	13924	10676	110	9	119	3.1	3691	3	19
20		BULDHANA	12190	11995	9193	14	3	17	0.6	2979	4	27
21		WASHIM	7712	7698	5518	7	5	12	0.5	2182	5	28
			AMRAVATI DIV.	67851	65980	50563	742	100	842	4.9	16449	
22	AURANGABAD	HINGOLI	9745	8441	7604	130	33	163	7.6	1978	1	8
23		JALNA	7135	5123	4858	124	33	157	6.9	2120	2	12
24		PARBHANI	14543	13405	10832	93	8	101	2.7	3588	3	21
25		NANDED	17863	10502	9080	158	8	166	1.9	8617	4	23
26		AURANGABAD	17770	16490	8488	49	71	120	1.3	9162	5	24
27		BEED	13236	9039	8683	24	2	26	0.6	4525	6	26
28		LATUR	19992	16004	13375	17	12	29	0.4	6589	7	29
29		OSMANABAD	15251	8387	5981	23	2	25	0.3	9245	8	31
		A'BAD DIV.	115535	87391	68901	618	169	787	1.7	45824		5
30	PUNE	PUNE	10457	8871	8065	94	33	127	5.3	2264	1	14
31		SATARA	9559	9517	7707	6	9	15	0.8	1837	2	25
32		SOLAPUR	15433	15045	12780	10	1	11	0.4	2642	3	30
33		KOLHAPUR	10935	10837	8885	6	-1	5	0.2	2043	4	32
34		SANGLI	7082	6316	5309	2	0	2	0.1	1771	5	33
		PUNE DIV.	53466	50586	42746	118	42	160	1.5	10557		6
		Total	430844	376833	310272	3963	804	4767	4.0	115844		

अभियान उपक्रम क्र. ४

घरकुलांच्या उद्दिष्टानुसार १०० टक्के
घरकुले भौतिक दृष्ट्या पूर्ण करणे

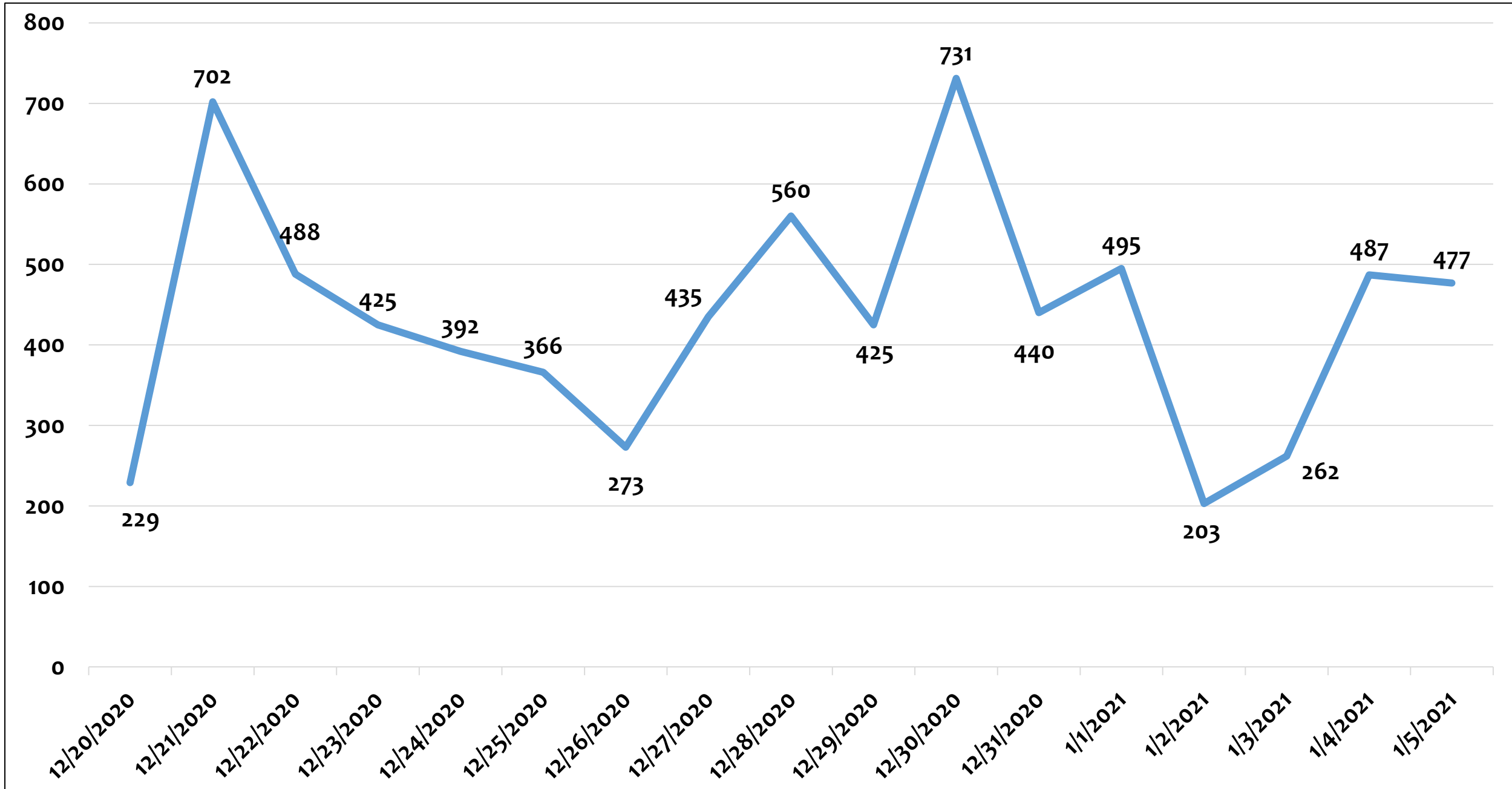
प्रधानमंत्री आवास योजना — ग्रामीण

PMAYG Completion State Progress- Weekly

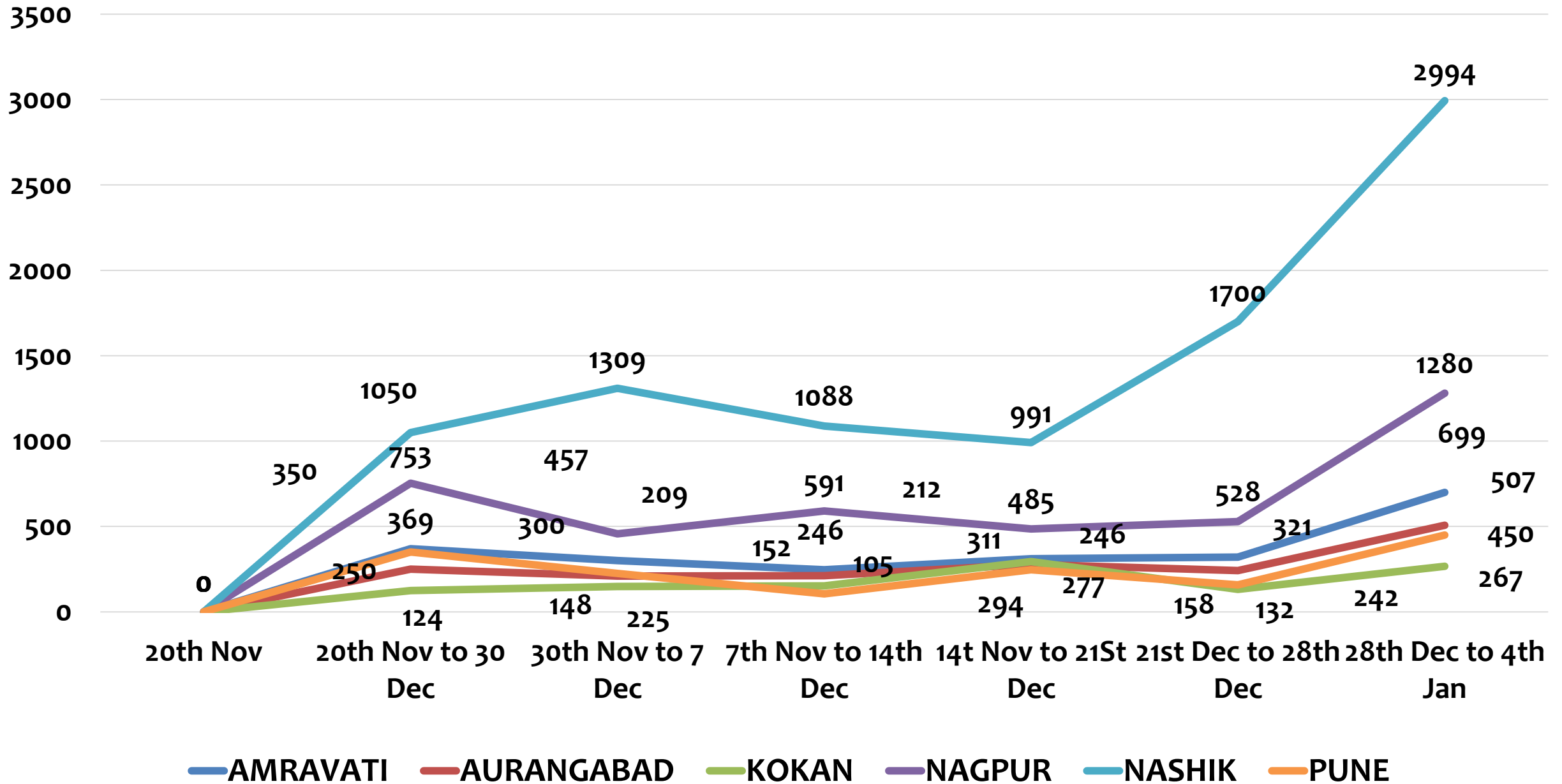


Week	PMAY-G COMPLETION STATUS OF MAHARASHTRA
20th Nov	0
20th Nov To 30th Nov	2896
30th Nov To 7th Dec	2648
7th to 14th Dec	2394
14th to 21st Dec	2604
21st to 28th Dec	3081
28th To 4th Jan	6197
Total	19820

PMAYG Completion State Progress- Daily



PMAYG Completion Division Wise Progress- Weekly



उपक्रम क्र.४ घरकुलांच्या उद्दिष्टानुसार १०० टक्के घरकुले भौतिक दृष्ट्या पूर्ण करणे. : प्रधानमंत्री आवास योजना – ग्रामीण

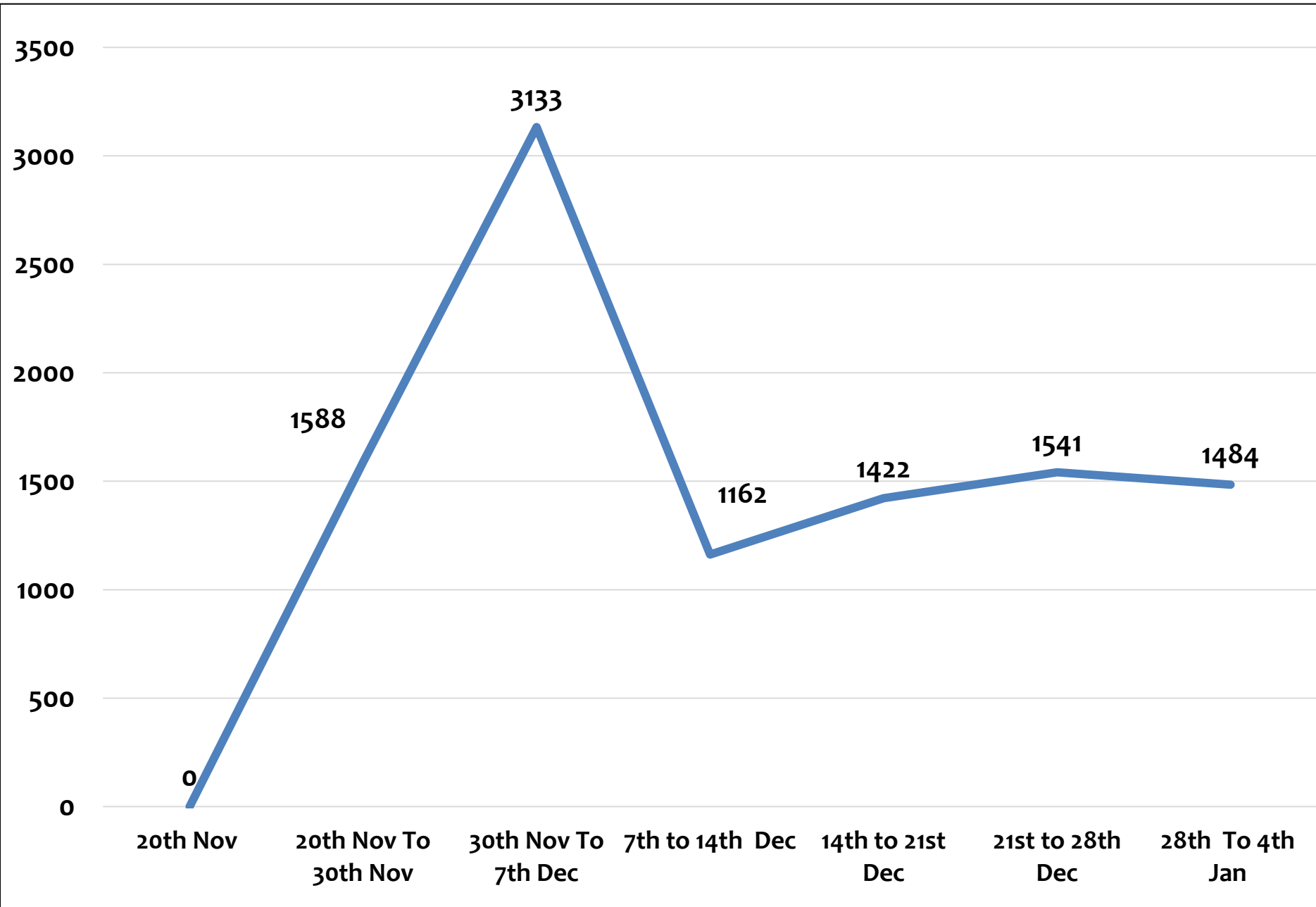
#SNo	Division	District	Target	Completion 20th Nov	Abhiyan Achievement				Pending	Div Rank	State Rank
					20 Nov to 28 Dec	28 Dec to 4 Jan	Total	%			
1	KONKAN	PALGHAR	26966	20416	263	160	423	6.5	5988	1	1
2		THANE	7395	5429	57	48	105	5.3	1737	2	3
3		RAIGAD	9566	5800	58	28	86	2.3	3663	3	9
4		RATNAGIRI	8100	3805	40	15	55	1.3	4231	4	24
5		SINDHUDURG	4947	2514	6	16	22	0.9	2406	5	31
		KONKAN DIV.	56974	37964	424	267	691	3.6	18025		1
	NASHIK	DHULE	52614	29296	567	863	1430	6.1	21737	1	2
6		NANDURBAR	111956	60578	1627	1064	2691	5.2	48348	2	4
7		NASHIK	72630	47486	605	499	1104	4.4	23757	3	5
8		AHMEDNAGAR	56134	20577	508	440	948	2.7	34451	4	6
9		JALGAON	75723	28916	140	128	268	0.6	46479	5	33
		NASHIK DIV.	369057	186853	3447	2994	6441	3.5	174772		2
10	NAGPUR	BHANDARA	63597	19443	517	535	1052	2.4	42913	1	8
11		GADCHIROLI	23746	10879	194	79	273	2.1	12554	2	10
12		GONDIA	92862	24142	663	380	1043	1.5	67537	3	17
13		CHANDRAPUR	32694	15611	154	78	232	1.4	16815	4	20
14		NAGPUR	45792	14341	226	157	383	1.2	31014	5	25
15		WARDHA	17575	7589	47	51	98	1.0	9862	6	30
	NAGPUR DIV.	276266	92005	1801	1280	3081	1.7	180695		3	
16	PUNE	SOLAPUR	49500	18242	319	255	574	1.8	30550	1	12
17		SANGLI	22172	8609	140	75	215	1.6	13322	2	15
18		PUNE	21818	8689	149	20	169	1.3	12941	3	23
19		KOLHAPUR	17047	7815	37	57	94	1.0	9102	4	28
20		SATARA	14166	6218	35	43	78	1.0	7839	5	29
	PUNE DIV.	124703	49573	680	450	1130	1.5	73754		4	
21	AURANGABAD	HINGOLI	11335	5898	66	68	134	2.5	5261	1	7
22		OSMANABAD	6632	3135	10	63	73	2.1	3422	2	11
23		LATUR	11302	6333	33	56	89	1.8	4878	3	13
24		BEED	20320	8731	157	8	165	1.4	11411	4	18
25		AURANGABAD	23273	10824	111	61	172	1.4	12247	5	19
26		PARBHANI	7603	3895	20	29	49	1.3	3658	6	21
27		NANDED	50791	17621	228	207	435	1.3	32558	7	22
28		JALNA	13465	5931	46	15	61	0.8	7463	8	32
	A'BAD DIV.	144721	62368	671	507	1178	1.4	80898		5	
29	AMRAVATI	BULDHANA	30604	14190	105	161	266	1.6	16081	1	14
30		YAVATMAL	41521	19579	229	114	343	1.6	21554	2	16
31		AKOLA	47181	19549	212	115	327	1.2	27223	3	26
32		AMRAVATI	93272	37698	353	295	648	1.2	54819	4	27
33		WASHIM	11091	5208	16	14	30	0.5	5843	5	34
34		AMRAVATI DIV.	223669	96224	915	699	1614	1.3	125520		6
		StateTotal	1195390	524987	7938	6197	14135	2.1	653664		

अभियान उपक्रम क्र. ४

घरकुलांच्या उद्दिष्टानुसार १०० टक्के
घरकुले भौतिक दृष्ट्या पूर्ण करणे

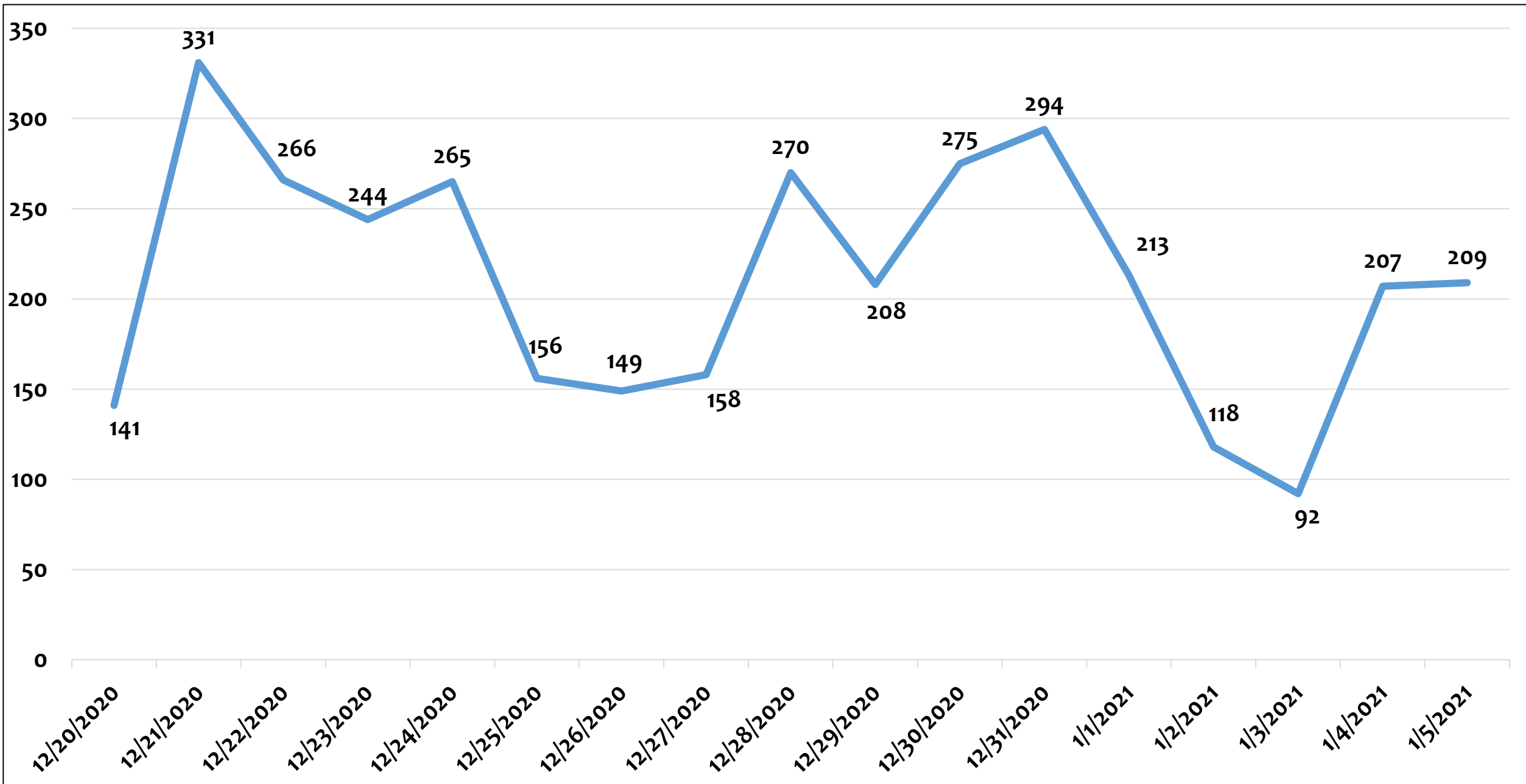
राज्य पुरस्कृत आवास योजना

State Scheme Completion State Progress- Weekly

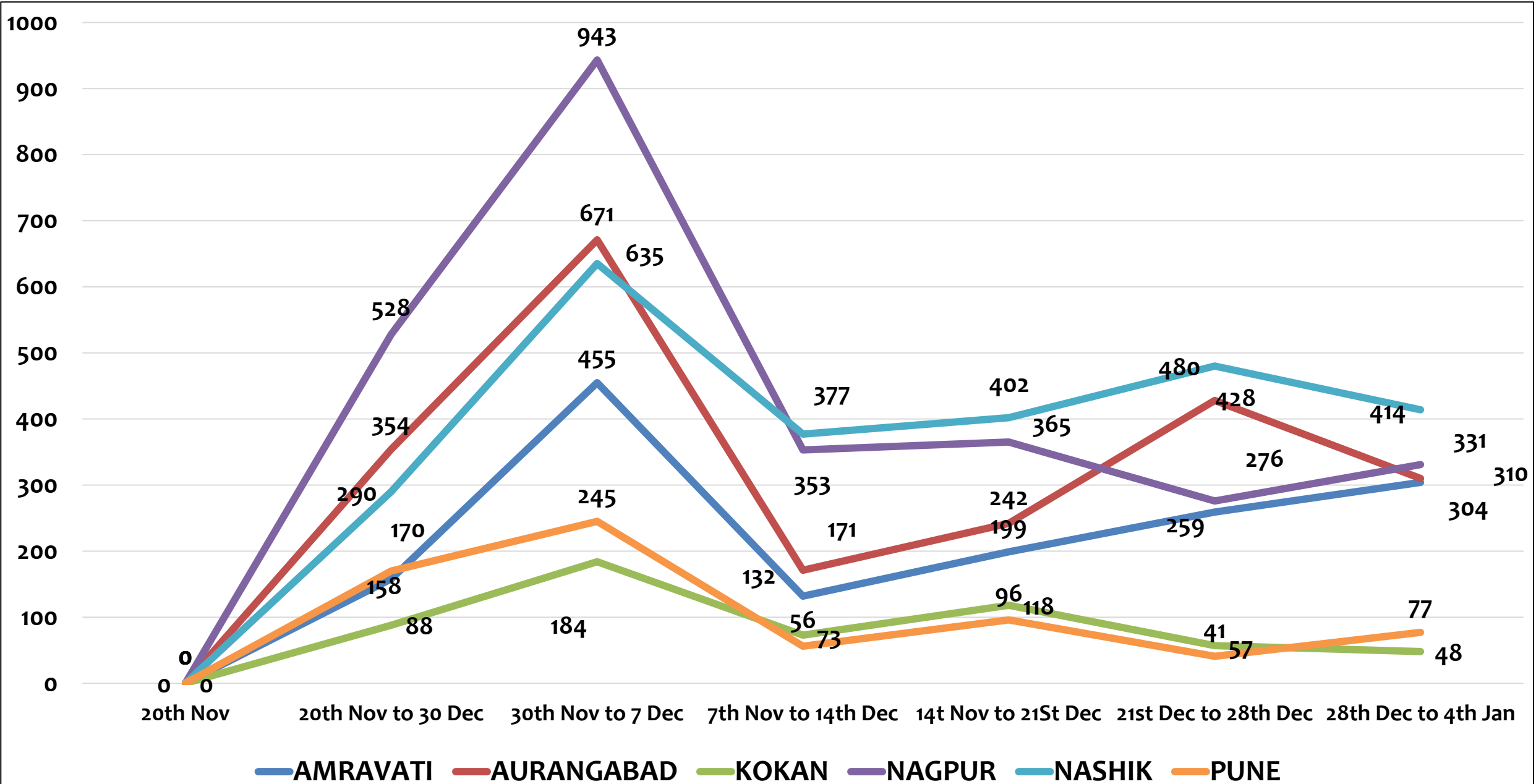


Week	STATE SCHEME COMPLITION OF MAHARASHTRA
20th Nov	0
20th Nov To 30th Nov	1588
30th Nov To 7th Dec	3133
7th to 14th Dec	1162
14th to 21st Dec	1422
21st to 28th Dec	1541
28th To 4th Jan	1484
Total	10330

State Scheme Completion State Progress- Daily



State Scheme Completion Division Wise Progress- Weekly



उपक्रम क्र.४ घरकुलांच्या उद्दिष्टानुसार १०० टक्के घरकुले भौतिक दृष्ट्या पूर्ण करणे : राज्य पुरस्कृत आवास योजना

#SNo	Division	District	Target	Completion 20th Nov	Abhiyan Achievement				Pending	Div Rank	State Rank
					20 Nov to 28 Dec	28 Dec to 4 Jan	Total	%			
1	KONKAN	RATNAGIRI	5864	4420	186	5	191	13.23	1265	1	2
2		SINDHUDURG	1851	1428	42	2	44	10.40	393	2	3
3		THANE	3524	2650	61	3	64	7.32	775	3	6
4		RAIGAD	3833	2932	45	12	57	6.33	835	4	8
5		PALGHAR	6455	3855	68	26	94	3.62	2494	5	19
		KONKAN DIV.	21527	15285	402	48	450	7.21	5762		1
6	NASHIK	DHULE	12351	7453	608	76	684	13.96	4231	1	1
7		NANDURBAR	10307	5954	258	48	306	7.03	4091	2	7
8		AHMEDNAGAR	30450	15437	479	148	627	4.18	14289	3	16
9		NASHIK	19111	8900	306	61	367	3.59	9804	4	20
10		JALGAON	17383	8889	131	81	212	2.50	8246	5	29
		NASHIK DIV.	89602	46633	1782	414	2196	5.11	40661		2
11	NAGPUR	WARDHA	8310	4504	265	89	354	9.30	3433	1	4
12		GONDIA	13480	4700	447	47	494	5.63	8387	2	10
13		NAGPUR	9482	6444	128	30	158	5.20	2881	3	11
14		GADCHIROLI	11477	5103	270	56	326	5.11	6055	4	12
15		BHANDARA	15386	6964	319	47	366	4.35	8086	5	14
16	CHANDRAPUR	24728	7457	671	62	733	4.24	16581	6	15	
		NAGPUR DIV.	82863	35172	2100	331	2431	5.10	45423		3
17	AMRAVATI	YAVATMAL	19265	9274	473	152	625	6.26	9342	1	9
18		AMRAVATI	14486	7974	226	45	271	4.16	6238	2	17
19		AKOLA	14198	5795	165	69	234	2.78	8147	3	26
20		BULDHANA	12190	7622	82	23	105	2.30	4462	4	31
21		WASHIM	7712	3821	58	15	73	1.88	3827	5	34
		AMRAVATI DIV.	67851	34486	1004	304	1308	3.92	32016		4
22	PUNE	SOLAPUR	15433	10932	201	20	221	4.91	4328	1	13
23		PUNE	10457	6267	120	11	131	3.13	4082	2	22
24		SANGLI	7082	4567	53	21	74	2.94	2455	3	24
25		SATARA	9559	6666	71	14	85	2.94	2799	4	25
26		KOLHAPUR	10935	7755	67	11	78	2.45	3100	5	30
		PUNE DIV.	53466	36187	512	77	589	3.41	16764		5
27	AURANGABAD	HINGOLI	9745	6045	234	60	294	7.95	3398	1	5
28		LATUR	19992	10296	344	29	373	3.85	9401	2	18
29		BEED	13236	6513	198	17	215	3.20	6559	3	21
30		JALNA	7135	3147	104	16	120	3.01	3866	4	23
31		NANDED	17863	5702	270	57	327	2.69	11828	5	27
32		PARBHANI	14543	8993	139	6	145	2.61	5402	6	28
33		AURANGABAD	17770	5953	210	35	245	2.07	11575	7	32
34		OSMANABAD	15251	4383	125	90	215	1.98	10652	8	33
		A'ABAD DIV.	115535	51032	1624	310	1934	3.00	62681		6
		Total	430844	218795	7424	1484	8908	4.20	203307		

अभियान उपक्रम क्र. ५

प्रलंबित घरकुले (Delayed Houses)
पूर्ण करणे

उपक्रम क्र. ५ प्रलंबित घरकुले (Delayed Houses) पूर्ण करणे.

#SNo	Division	District Name	Houses not completed even after 12 Months after receiving First Instalment					Div Rank	State Rank
			As On 20th Nov	20 Nov to 28 Dec	28 Dec to 4 Jan	Abhiyan Achievement	As On 4 Jan		
1	NASHIK	NANDURBAR	15441	-852	-213	-1065	14376	1	1
2		DHULE	5221	-751	-225	-976	4245	2	2
3		NASHIK	6237	-778	-85	-863	5374	3	3
4		AHMEDNAGAR	5835	71	46	117	5952	4	23
5		JALGAON	5265	40	177	217	5482	5	28
		NASHIK DIV.	37999	-2270	-300	-2570	35429		1
6	PUNE	SOLAPUR	3437	-315	-89	-404	3033	1	4
7		KOLHAPUR	1116	-80	-253	-333	783	2	5
8		SANGLI	1814	-115	24	-91	1723	3	8
9		SATARA	827	-9	14	5	832	4	16
10		PUNE	1691	-51	90	39	1730	5	18
		PUNE DIV.	8885	-570	-214	-784	8101		2
11	AMRAVATI	AKOLA	4549	-68	-42	-110	4439	1	7
12		BULDHANA	2195	-75	9	-66	2129	2	9
13		WASHIM	943	-17	0	-17	926	3	14
14		YAVATMAL	3915	7	178	185	4100	4	26
15		AMRAVATI	6258	191	327	518	6776	5	31
		AMRAVATI DIV.	17860	38	472	510	18370		3
16	AURANGABAD	LATUR	673	-39	6	-33	640	1	11
17		OSMANABAD	428	-11	-13	-24	404	2	12
18		PARBHANI	579	-17	22	5	584	3	15
19		AURANGABAD	2060	-64	70	6	2066	4	17
20		HINGOLI	404	7	52	59	463	5	20
21		NANDED	5467	-26	199	173	5640	6	24
22		JALNA	778	72	105	177	955	7	25
23		BEED	1190	65	140	205	1395	8	27
		A'BAD DIV.	11579	-13	581	568	12147		4
24	KONKAN	THANE	590	-210	8	-202	388	1	6
25		RATNAGIRI	227	-52	-5	-57	170	2	10
26		SINDHUDURG	128	-18	-3	-21	107	3	13
27		RAIGAD	428	43	11	54	482	4	19
28		PALGHAR	957	529	628	1157	2114	5	33
		KONKAN DIV.	2330	292	639	931	3261		5
29	NAGPUR	WARDHA	1071	77	14	91	1162	1	21
30		CHANDRAPUR	2521	8	99	107	2628	2	22
31		NAGPUR	1436	106	188	294	1730	3	29
32		BHANDARA	2473	71	291	362	2835	4	30
33		GADCHIROLI	2578	562	457	1019	3597	5	32
34	GONDIA	2694	135	1082	1217	3911	6	34	
		NAGPUR DIV.	12773	959	2131	3090	15863		6
			91426	-1564	3309	+1745	93171		

अभियान उपक्रम क्र. ६

सर्व घरकुले आर्थिकदृष्ट्या पूर्ण करणे

प्रधानमंत्री आवास योजना – ग्रामीण

उपक्रम क्र.६ सर्व घरकुले आर्थिकदृष्ट्या पूर्ण करणे: प्रधानमंत्री आवास योजना – ग्रामीण

#SN o	Division	District	Target	Physical Com. 20th Nov	Financial Completion					Remaining	Div Rank	State Rank
					20th Nov	20 Nov to 28 Dec	28 Dec to 4 Jan	Total	%			
1	Nashik	DHULE	52614	30877	23133	1348	2812	4160	53.7	3584	1	1
2		NASHIK	72630	48873	42630	1586	297	1883	30.2	4360	2	8
3		AHMEDNAGAR	56134	21683	16345	1132	450	1582	29.6	3756	3	9
4		NANDURBAR	111956	63608	48536	1320	2630	3950	26.2	11122	4	13
5		JALGAON	75723	29244	22089	593	428	1021	14.3	6134	5	21
		NASHIK DIV.	369057	194285	152733	5979	6617	12596	30.3	28956		1
6	NAGPUR	GONDIA	92862	25325	19703	1517	533	2050	36.5	3572	1	4
7		WARDHA	17575	7713	7334	96	34	130	34.3	249	2	5
8		NAGPUR	45792	14778	13438	316	143	459	34.3	881	3	6
9		BHANDARA	63597	20684	15863	1021	390	1411	29.3	3410	4	10
10		GADCHIROLI	23746	11192	9006	402	219	621	28.4	1565	5	11
11		CHANDRAPUR	32694	15879	12209	265	109	374	10.2	3296	6	31
		NAGPUR DIV.	276266	95571	77553	3617	1428	5045	28.0	12973		2
12	Amravati	AMRAVATI	93272	38453	36211	702	181	883	39.4	1359	1	3
13		AKOLA	47181	19958	17914	531	157	688	33.7	1356	2	7
14		YAVATMAL	41521	19967	18277	337	128	465	27.5	1225	3	12
15		BULDHANA	30604	14523	12166	267	128	395	16.8	1962	4	19
16		WASHIM	11091	5248	4103	90	36	126	11.0	1019	5	30
		AMRAVATI DIV.	223669	98149	88671	1927	630	2557	27.0	6921		3
17	Konkan	RATNAGIRI	8100	3869	3579	102	18	120	41.4	170	1	2
18		PALGHAR	26966	20978	17010	586	264	850	21.4	3118	2	16
19		SINDHUDURG	4947	2541	2431	11	8	19	17.3	91	3	18
20		THANE	7395	5658	5345	52	0	52	16.6	261	4	20
21		RAIGAD	9566	5903	4793	108	28	136	12.3	974	5	24
		KONKAN DIV.	56974	38949	33158	859	318	1177	20.3	4614		4
22	PUNE	PUNE	21818	8877	7268	308	93	401	24.9	1208	1	15
23		SATARA	14166	6327	5780	77	26	103	18.8	444	2	17
24		KOLHAPUR	17047	7945	6346	130	56	186	11.6	1413	3	26
25		SOLAPUR	49500	18950	15382	303	102	405	11.4	3163	4	27
26		SANGLI	22172	8850	5798	298	39	337	11.0	2715	5	29
		PUNE DIV.	124703	50949	40574	1116	316	1432	13.8	8943		5
27	AURANGABAD	AURANGABAD	23273	11026	9993	203	55	258	25.0	775	1	14
28		JALNA	13465	6002	4802	123	40	163	13.6	1037	2	22
29		HINGOLI	11335	6074	4528	149	43	192	12.4	1354	3	23
30		NANDED	50791	18233	12335	516	202	718	12.2	5180	4	25
31		LATUR	11302	6424	5146	116	26	142	11.1	1136	5	28
32		BEED	20320	8909	6708	136	76	212	9.6	1989	6	32
33		PARBHANI	7603	3945	3033	53	21	74	8.1	838	7	33
34		OSMANABAD	6632	3210	2332	44	17	61	6.9	817	8	34
		A'BAD DIV.	144721	63823	48877	1340	480	1820	12.2	13126		6
		Total	1195390	541726	441566	14838	9789	24627	24.6	75533		

अभियान उपक्रम क्र. ६

सर्व घरकुले आर्थिकदृष्ट्या पूर्ण करणे

राज्य पुरस्कृत आवास योजना

उपक्रम क्र.६ सर्व घरकुले आर्थिकदृष्ट्या पूर्ण करणे: राज्य पुरस्कृत आवास योजना

#SNo	Division	District	Target	Physical Com.20th Nov	Financial Completion					Remaining	Div Rank	State Rank
					20 Nov	20 Nov to 28 Dec	28 Dec to 4 Jan	Total	%			
1	AMRAVATI	YAVATMAL	19265	9274	6746	497	146	643	25.4	2534	1	3
2		AMRAVATI	14486	7974	6807	237	40	277	23.9	1164	2	5
3		AKOLA	14198	5795	4584	187	74	261	21.6	1206	3	6
4		BULDHANA	12190	7622	6516	83	34	117	10.6	1095	4	24
5		WASHIM	7712	3821	2608	49	15	64	5.3	1213	5	30
			67851	34486	27261	1053	309	1362	18.9	7212		1
6	NAGPUR	GONDIA	13480	4700	3159	350	79	429	27.9	1505	1	1
7		GADCHIROLI	11477	5103	3319	263	58	321	18.0	1782	2	11
8		BHANDARA	15386	6964	5096	289	42	331	17.7	1873	3	12
9		WARDHA	8310	4504	2735	284	24	308	17.4	1834	4	13
10		NAGPUR	9482	6444	5527	127	31	158	17.2	916	5	15
11		CHANDRAPUR	24728	7457	2809	628	55	683	14.7	4655	6	19
			82863	35172	22645	1941	289	2230	17.8	12565		2
12	NASHIK	DHULE	12351	7453	4828	591	101	692	26.4	2600	1	2
13		NANDURBAR	10307	5954	4464	214	87	301	20.2	1451	2	8
14		NASHIK	19111	8900	6716	346	6	352	16.1	2239	3	18
15		AHMEDNAGAR	30450	15437	10629	576	14	590	12.3	4942	4	23
16		JALGAON	17383	8889	6630	167	40	207	9.2	2300	5	26
			89602	46633	33267	1894	248	2142	16.0	13532		3
17	KONKAN	RATNAGIRI	5864	4420	3685	174	8	182	24.8	732	1	4
18		SINDHUDURG	1851	1428	1224	28	9	37	18.1	197	2	10
19		PALGHAR	6455	3855	2970	106	10	116	13.1	875	3	20
20		RAIGAD	3833	2932	2109	54	4	58	7.0	831	4	29
21		THANE	3524	2650	2197	11	2	13	2.9	440	5	34
				21527	15285	12185	373	33	406	13.1	3075	
22	A'BAD	AURANGABAD	17770	5953	4908	207	15	222	21.2	1065	1	7
23		JALNA	7135	3147	2519	106	9	115	18.3	635	2	9
24		NANDED	17863	5702	4031	276	13	289	17.3	1715	3	14
25		BEED	13236	6513	4834	147	133	280	16.7	1563	4	16
26		LATUR	19992	10296	7365	266	220	486	16.6	2740	5	17
27		OSMANABAD	15251	4383	2852	135	64	199	13.1	1548	6	21
28		HINGOLI	9745	6045	3341	242	35	277	10.2	2729	7	25
29		PARBHANI	14543	8993	5197	142	37	179	4.7	3765	8	32
				115535	51032	35047	1521	526	2047	12.8	15760	
30	PUNE	SATARA	9559	6666	6007	80	2	82	12.4	671	1	22
31		PUNE	10457	6267	5023	97	9	106	8.5	1246	2	27
32		SOLAPUR	15433	10932	8751	153	18	171	7.8	2183	3	28
33		SANGLI	7082	4567	3702	39	6	45	5.2	880	4	31
34		KOLHAPUR	10935	7755	5521	69	13	82	3.7	2232	5	33
				53466	36187	29004	438	48	486	6.8	7212	
		Total	430844	218795	159409	7220	1453	8673	14.6	59356		

अभियान उपक्रम क्र. ७

ग्रामीण गवंडी प्रशिक्षण
(Rural Mason Training) पूर्ण

उपक्रम क्र.७ ग्रामीण गवंडी प्रशिक्षण (Rural Mason Training) पूर्ण

Sr. No.	Division	District	Target	Sanction						District	Mason Trained						District	Assessment Done					
				20th Nov	20 Nov to 28 Dec 2020	28 Dec to 4 Jan	Total Achievement	%	Pending		20th Nov	20 Nov to 28 Dec 2020	28 Dec to 4 Jan	Total Achievement	%	Pending		Assessment Done As On 20th Nov	20 Nov to 28 Dec 2020	28 Dec to 4 Jan	Total Achievement	%	Pending Assessment
1	PUNE	PUNE	675	105	0	660	660	97.8	15	SOLAPUR	365	0	0	0	0.0	310	SOLAPUR	80	0	0	0	0.0	595
2		KOLHAPUR	630	135	105	350	455	72.2	175	KOLHAPUR	105	0	0	0	0.0	525	KOLHAPUR	15	0	0	0	0.0	615
3		SANGLI	585	0	0	165	165	28.2	420	PUNE	60	0	0	0	0.0	440	PUNE	0	0	0	0	0.0	1170
4		SATARA	500	155	15	0	15	3.0	485	SATARA	80	0	0	0	0.0	1090	SANGLI	0	0	0	0	0.0	500
5		SOLAPUR	1170	435	0	0	0	0.0	1170	SANGLI	0	0	0	0	0.0	585	SATARA	0	0	0	0	0.0	585
		PUNE Div	3560	830	120	1175	1295	36.4	2265		610	0	0	0	0.0	2950		95	0	0	0	0.0	3465
6	NASHIK	NASHIK	2145	135	0	1875	1875	87.4	270	AHMEDNAGAR	325	0	0	0	0.0	975	JALGAON	280	0	0	0	0.0	1615
7		AHMEDNAGAR	1590	465	0	225	225	14.2	1365	JALGAON	630	0	0	0	0.0	1515	DHULE	265	0	0	0	0.0	1880
8		DHULE	1300	445	0	60	60	4.6	1240	DHULE	265	0	0	0	0.0	1630	NANDURBAR	95	0	0	0	0.0	1495
9		JALGAON	1895	755	0		0	0.0	1895	NANDURBAR	185	0	0	0	0.0	1405	AHMEDNAGAR	40	0	0	0	0.0	1260
10		NANDURBAR	2862	190	0	0	0	0.0	2862	NASHIK	120	0	0	0	0.0	2742	NASHIK	0	0	0	0	0.0	2862
11		NASHIK Div	9792	1990	0	2160	2160	22.1	7632		1525	0	0	0	0	8267		680	0	0	0	0	9112
12	AURANGABAD	AURANGABAD	760	175	60	525	585	77.0	175	AURANGABAD	155	0	0	0	0.0	240	AURANGABAD	20	0	0	0	0.0	375
13		HINGOLI	395	95	0	270	270	68.4	125	LATUR	85	0	0	0	0.0	185	BEED	0	0	0	0	0.0	760
		NANDED	1495	100	0	0	0	0.0	1495	HINGOLI	50	0	0	0	0.0	225	HINGOLI	0	0	0	0	0.0	480
14		BEED	620	185	0	0	0	0.0	620	NANDED	95	0	0	0	0.0	525	JALNA	0	0	0	0	0.0	620
15		LATUR	480	225	0	0	0	0.0	480	PARBHANI	105	0	0	0	0.0	655	LATUR	0	0	0	0	0.0	275
16		PARBHANI	275	110	0	0	0	0.0	275	OSMANABAD	60	0	0	0	0.0	420	NANDED	0	0	0	0	0.0	1495
17		OSMANABAD	270	60	0	0	0	0.0	270	BEED	100	0	0	0	0.0	1395	OSMANABAD	0	0	0	0	0.0	450
18		JALNA	450	90	0	0	0	0.0	450	JALNA	30	0	0	0	0.0	420	PARBHANI	0	0	0	0	0.0	270
		A'BAD Div.	4745	1040	60	795	855	18.0	3890		680	0	0	0	0	4065		20	0	0	0	0	4725

Sr. No.	Division	District	Target	Sanction					Mason Trained					Assessment Done									
				20th Nov	20 Nov to 28 Dec 2020	28 Dec to 4 Jan	Total Achievement	%	Pending	District	20th Nov	20 Nov to 28 Dec 2020	28 Dec to 4 Jan	Total Achievement	%	Pending	District	Assessment Done As On 20th Nov	20 Nov to 28 Dec 2020	28 Dec to 4 Jan	Total Achievement	%	Pending Assessment
19	NAGPUR	GADCHIROLI	765	0	0	400	400	52.3	365	GONDIA	175	0	0	0	0.0	590	WARDHA	55	0	0	0	0.0	1505
20		BHANDARA	1170	0	300	0	300	25.6	870	WARDHA	135	0	0	0	0.0	1425	NAGPUR	40	0	0	0	0.0	1130
21		NAGPUR	1210	40	180	0	180	14.9	1030	CHANDRAPUR	65	0	0	0	0.0	1145	BHANDARA	0	0	0	0	0.0	1210
22		GONDIA	1560	375	225	0	225	14.4	1335	NAGPUR	40	0	0	0	0.0	1130	CHANDRAPUR	0	0	0	0	0.0	1020
23		WARDHA	495	180	0	0	0	0.0	495	BHANDARA	0	0	0	0	0.0	1020	GADCHIROLI	0	0	0	0	0.0	495
24		CHANDRAPUR	1020	295	0	0	0	0.0	1020	GADCHIROLI	0	0	0	0	0.0	495	GONDIA	0	0	0	0	0.0	765
		NAGPUR Div.	6220	890	705	400	1105	17.8	5115		415	0	0	0	0	5805		95	0	0	0	0	6125
25	KONKAN	SINDHUDURG	165	45	0	150	150	90.9	15	THANE	60	0	0	0	0.0	1040	PALGHAR	40	0	0	0	0.0	305
26		RAIGAD	375	0	0	195	195	52.0	180	PALGHAR	40	0	0	0	0.0	305	THANE	40	0	0	0	0.0	1060
27		RATNAGIRI	225	0	0	20	20	8.9	205	RAIGAD	0	0	0	0	0.0	165	RAIGAD	0	0	0	0	0.0	165
28		THANE	345	105	0	0	0	0.0	345	RATNAGIRI	0	0	0	0	0.0	225	RATNAGIRI	0	0	0	0	0.0	225
29		PALGHAR	1100	305	0	0	0	0.0	1100	SINDHUDURG	0	0	0	0	0.0	375	SINDHUDURG	0	0	0	0	0.0	375
		KONKAN Div.	2210	455	0	365	365	16.5	1845		100	0	0	0	0	2110		80	0	0	0	0	2130
30	AMRAVATI	YAVATMAL	1395	740	0	0	0	0.0	1395	AMRAVATI	875	0	0	0	0.0	1710	AMRAVATI	265	0	0	0	0.0	805
31		AMRAVATI	2585	905	0	0	0	0.0	2585	BULDHANA	410	0	0	0	0.0	660	BULDHANA	315	0	0	0	0.0	1080
32		BULDHANA	1070	430	0	0	0	0.0	1070	YAVATMAL	725	0	0	0	0.0	670	YAVATMAL	395	0	0	0	0.0	2190
33		AKOLA	1410	0	0	0	0	0.0	1410	AKOLA	0	0	0	0	0.0	1410	AKOLA	0	0	0	0	0.0	1410
34		WASHIM	420	0	0	0	0	0.0	420	WASHIM	0	0	0	0	0.0	420	WASHIM	0	0	0	0	0.0	420
		Amravati DIV	6880	2075	0	0	0	0.0	6880		2010	0	0	0	0	4870		975	0	0	0	0	5905
		Total	33407	7280	885	4895	5780	17.3	27627		5340	0	0	0	0.0	28067		1945	0	0	0	0.0	31462

अभियान उपक्रम क्र. ८

डेमो हाऊसेस
(Demo Houses) उभारणे

अभियान उपक्रम क्र. ९ अ

कायमस्वरुपी प्रतिक्षा यादीमधील
लाभार्थ्यांचे आधार सिडिंग

उपक्रम क्र.९ अ कायमस्वरुपी प्रतिक्षा यादीमधील लाभार्थ्यांचे आधार सिडींग

Div	District Name	Total Register	20th Nov	4 Jan	Abhiyan Achiev	%	Remaining	Div Rank	State Rank
AURANGABAD	HINGOLI	10487	10148	10434	286	84.4	53	1	1
	OSMANABAD	5982	5137	5811	674	79.8	171	2	2
	AURANGABAD	22087	20366	20936	570	33.1	1151	3	7
	PARBHANI	6869	6591	6670	79	28.4	199	4	8
	BEED	18820	16691	17122	431	20.2	1698	5	10
	JALNA	12355	7536	8069	533	11.1	4286	6	18
	LATUR	10289	9176	9294	118	10.6	995	7	19
	NANDED	45383	25097	26526	1429	7.0	18857	8	21
	AURANGABAD DIV.	132272	100742	104862	4120	13.1	27410		1
PUNE	KOLHAPUR	15749	13002	13967	965	35.1	1782	1	6
	SANGLI	19302	17766	17973	207	13.5	1329	2	15
	PUNE	18688	15500	15924	424	13.3	2764	3	16
	SATARA	13874	13391	13391	0	0.0	483	4	32
	SOLAPUR	47609	42036	41942	-94	-1.7	5667	5	33
	PUNE DIV.	115222	101695	103197	1502	11.1	12025		2
NASHIK	JALGAON	63803	46584	49823	3239	18.8	13980	1	12
	AHMEDNAGAR	49539	44456	45099	643	12.7	4440	2	17
	NASHIK	69976	66466	66698	232	6.6	3278	3	22
	DHULE	46000	33103	33881	778	6.0	12119	4	23
	NANDURBAR	99475	91544	91824	280	3.5	7651	5	26
	NASHIK DIV.	328793	282153	287325	5172	11.1	41468		3
KONKAN	THANE	6702	6454	6587	133	53.6	115	1	3
	RATNAGIRI	6911	6835	6874	39	51.3	37	2	4
	RAIGAD	8164	7101	7599	498	46.8	565	3	5
	SINDHUDURG	4574	4399	4428	29	16.6	146	4	14
	PALGHAR	25859	16135	16568	433	4.5	9291	5	25
	KONKAN DIV.	52210	40924	42056	1132	10.0	10154		4
NAGPUR	NAGPUR	42367	37482	38757	1275	26.1	3610	1	9
	CHANDRAPUR	30402	29101	29349	248	19.1	1053	2	11
	BHANDARA	57507	53462	53789	327	8.1	3718	3	20
	WARDHA	16561	16015	16043	28	5.1	518	4	24
	GADCHIROLI	22096	19184	19215	31	1.1	2881	5	29
	GONDIA	88232	70674	70713	39	0.2	17519	6	31
	NAGPUR DIV.	257165	225918	227866	1948	6.2	29299		5
AMRAVATI	WASHIM	9815	9419	9490	71	17.9	325	1	13
	AKOLA	41611	38493	38572	79	2.5	3039	2	27
	BULDHANA	28248	26844	26866	22	1.6	1382	3	28
	YAVATMAL	39195	38386	38389	3	0.4	806	4	30
	AMRAVATI	80200	73791	72772	-1019	-15.9	7428	5	34
	AMRAVATI DIV.	199069	186933	186089	-844	-7.0	12980		6
	Total	1084731	938365	951395	13030	8.9	133336		

अभियान उपक्रम क्र. ९ अ

आवासप्लस मधील लाभार्थ्यांचे
जॉबकार्ड मॅपींग

उपक्रम क्र.९ अ आवासप्लस मधील लाभार्थ्यांचे जॉबकार्ड मॅपींग १०० टक्के पूर्ण करणे.

Div	District Name	Total HH registered	20th Nov	4 Jan	Abhiyan Achiev	%	Remaining	Div Rank	State Rank
NAGPUR	WARDHA	75113	1623	21534	19911	27.1	53579	1	1
	GADCHIROLI	102629	1122	25820	24698	24.3	76809	2	2
	NAGPUR	91329	33235	37917	4682	8.1	53412	3	6
	BHANDARA	123736	306	6386	6080	4.9	117350	4	8
	GONDIA	143614	200	2925	2725	1.9	140689	5	13
	CHANDRAPUR	157806	117	2713	2596	1.6	155093	6	15
	NAGPUR DIV.	694227	36603	97295	60692	9.2	596932		1
KONKAN	RATNAGIRI	78746	1064	12460	11396	14.7	66286	1	3
	THANE	57329	2	8382	8380	14.6	48947	2	4
	SINDHUDURG	36729	2382	5465	3083	9.0	31264	3	5
	RAIGAD	50390	115	221	106	0.2	50169	4	24
	PALGHAR	112736	353	385	32	0.0	112351	5	31
	KONKAN DIV.	335930	3916	26913	22997	6.9	309017		2
PUNE	SATARA	118101	292	9502	9210	7.8	108599	1	7
	KOLHAPUR	181903	212	3365	3153	1.7	178538	2	14
	SANGLI	132583	1324	2638	1314	1.0	129945	3	17
	PUNE	113054	9	711	702	0.6	112343	4	19
	SOLAPUR	207486	606	1081	475	0.2	206405	5	23
		PUNE DIV.	753127	2443	17297	14854	2.0	735830	
NASHIK	DHULE	199567	1721	10104	8383	4.2	189463	1	9
	NASHIK	288171	406	8613	8207	2.9	279558	2	12
	AHMEDNAGAR	293600	2342	7014	4672	1.6	286586	3	16
	JALGAON	316732	3362	5128	1766	0.6	311604	4	20
	NANDURBAR	199231	940	1273	333	0.2	197958	5	25
		NASHIK DIV.	1297301	8771	32132	23361	1.8	1265169	
AURANGABAD	OSMANABAD	124374	3937	8567	4630	3.8	115807	1	10
	HINGOLI	124003	159	3881	3722	3.0	120122	2	11
	PARBHANI	189536	709	2598	1889	1.0	186938	3	18
	LATUR	152079	330	756	426	0.3	151323	4	21
	BEED	258662	945	1605	660	0.3	257057	5	22
	AURANGABAD	260947	857	1256	399	0.2	259691	6	26
	JALNA	221851	505	784	279	0.1	221067	7	28
	NANDED	351308	1456	1528	72	0.0	349780	8	33
	A'BAD DIV.	1682760	8898	20975	12077	0.7	1661785		5
AMRAVATI	AKOLA	93150	37	165	128	0.1	92985	1	27
	YAVATMAL	349478	110	320	210	0.1	349158	2	29
	BULDHANA	236559	15	145	130	0.1	236414	3	30
	WASHIM	143381	321	356	35	0.0	143025	4	32
	AMRAVATI	174143	85	85	0	0.0	174058	5	34
	AMRAVATI DIV.	996711	568	1071	503	0.1	995640		6
	Total	5760056	61199	195683	134484	2.4	5564373		

अभियान उपक्रम क्र. ९ ब

आवास प्लस मधील लाभार्थ्यांचे
आधार सिडींग पुर्ण करणे

उपक्रम क्र.९ ब : आवास प्लस मधील लाभार्थ्यांचे आधार सिडींग पूर्ण करणे

Aawas Plus Aadhar Seeding Report as on 4th Jan 2021

#SNo	Division	District Name	Total Registered		Total Aadhar seeded		% Seeded		Total Aadhar To Be Seeded			
			Total HH registered	Total members registered	Total Aadhar seeded for HH till date	Total Aadhar seeded for Members till date	% HH	%MM	HH	MM	Div Rank	State Rank
1	NAGPUR	BHANDARA	123736	175058	122171	164454	98.74	93.94	1,565	10,604	1	2
2		WARDHA	75,113	159617	74,184	143775	98.76	90.07	929	15,842	2	3
3		NAGPUR	91,329	155183	86,236	128656	94.42	82.91	5,093	26,527	3	5
4		CHANDRAPUR	157806	279879	139578	222428	88.45	79.47	18,228	57,451	4	7
5		GADCHIROLI	102629	187479	93,978	148276	91.57	79.09	8,651	39,203	5	8
6		GONDIA	143614	176674	142733	73,711	99.39	41.72	881	102963	6	32
		NAGPUR Div	694227	1133890	658880	881,300	94.91	77.72	35,347	252,590		1
7	PUNE	SATARA	118101	207875	114032	179367	96.55	86.29	4,069	28,508	1	4
8		SANGLI	132583	315040	126652	248173	95.53	78.78	5,931	66,867	2	9
9		KOLHAPUR	181903	460667	169821	332602	93.36	72.2	12,082	128065	3	16
10		SOLAPUR	207486	374201	198483	249729	95.66	66.74	9,003	124472	4	19
11		PUNE	113054	254648	103957	168843	91.95	66.3	9,097	85,805	5	20
		PUNE Div.	753127	1612431	712945	1178714	94.66	73.10	40,182	433,717		2
12	AURANGABAD	LATUR	152079	271793	147434	218500	96.95	80.39	4,645	53,293	1	6
13		PARBHANI	189536	333188	181275	247265	95.64	74.21	8,261	85,923	2	11
14		NANDED	351308	605305	321647	437876	91.56	72.34	29,661	167429	3	15
15		JALNA	221851	295766	188737	194940	85.07	65.91	33,114	100826	4	22
16		HINGOLI	124003	201515	115417	128603	93.08	63.82	8,586	72,912	5	25
17		OSMANABAD	124374	213049	105630	135187	84.93	63.45	18,744	77,862	6	26
18		AURANGABAD	260947	390628	243101	243780	93.16	62.41	17,846	146848	7	27
19		BEED	258662	336111	244490	184410	94.52	54.87	14,172	151701	8	29
		A'BAD Div.	1682760	2647355	1547731	1790561	91.98	67.64	135,029	856,794		3
20	KONKAN	SINDHUDURG	36,729	92,584	36,372	87,741	99.03	94.77	357	4,843	1	1
21		RATNAGIRI	78,746	156593	73,665	117087	93.55	74.77	5,081	39,506	2	10
22		RAIGAD	50,390	119939	44,906	83,234	89.12	69.4	5,484	36,705	3	18
23		PALGHAR	112736	153743	106923	98,546	94.84	64.1	5,813	55,197	4	24
24		THANE	57,329	110665	53,539	41,452	93.39	37.46	3,790	69,213	5	33
		KONKAN Div.	335,930	633,524	315,405	428,060	93.89	67.57	20,525	205,464		4
25	AMRAVATI	BULDHANA	236559	456667	215097	336978	90.93	73.79	21,462	119689	1	13
26		AKOLA	93,150	181944	79,154	128107	84.97	70.41	13,996	53,837	2	17
27		YAVATMAL	349478	621314	271524	410726	77.69	66.11	77,954	210588	3	21
28		WASHIM	143381	299263	137220	193718	95.7	64.73	6,161	105545	4	23
29		AMRAVATI	174143	328889	137579	178613	79	54.31	36,564	150276	5	31
		AMT. Div	996711	1888077	840574	1248142	84.33	66.11	156,137	639935		5
30	NASHIK	AHMEDNAGAR	293600	498771	283701	368282	96.63	73.84	9,899	130489	1	12
31		NANDURBAR	199231	216185	179157	157536	89.92	72.87	20,074	58,649	2	14
32		JALGAON	316732	506297	276816	299133	87.4	59.08	39,916	207164	3	28
33		DHULE	199567	264536	182966	144014	91.68	54.44	16,601	120522	4	30
34		NASHIK	288171	477991	281126	166046	97.56	34.74	7,045	311945	5	34
		NASHIK Div.	1297301	1963780	1203766	1135011	92.79	57.80	93,535	828769		6
		Total	57,60,056	98,79,057	52,79,301	66,61,788	91.65	67.43	480755	3217269		

अभियान उपक्रम क्र. १० अ

शासकीय योजनांशी कृतीसंगम करणे

उपक्रम क्र.१० (अ) शासकीय योजनांशी कृतीसंगम करणे

Division	District	Target PMAYG	Target All State Schemes	Total Target	Abhiyan Achievement					
					MGNREGA Total Man-days	Swatcha Bharat Mission	Jal Jeevan Mission	Ujjawala Yojana	Soubhagya Yojana	MSRLM
NAGPUR	BHANDARA	63597	15386	78983	1163			0		
	GONDIA	92862	13480	106342	973			0		
	NAGPUR	45792	9482	55274	525			0		
	CHANDRAPUR	32694	24728	57422	435			0		
	GADCHIROLI	23746	11477	35223	382			0		
	WARDHA	17575	8310	25885	328			0		
	NAGPUR DIV.	276266	82863	359129	3806	0	0	0	0	0
NASHIK	NASHIK	72630	19111	91741	1047			0		
	NANDURBAR	111956	10307	122263	815			0		
	JALGAON	75723	17383	93065	637			0		
	DHULE	52614	12351	64965	564			0		
	AHMEDNAGAR	56134	30450	86584	426			0		
	NASHIK DIV.	369057	89602	458618	3489	0	0	0	0	0
AMRAVATI	AMRAVATI	93272	14486	107758	477			0		
	AKOLA	47181	14198	61379	425			0		
	YAVATMAL	41521	19265	60786	421			0		
	BULDHANA	30604	12190	42794	178			0		
	WASHIM	11091	7712	18803	84			0		
	AMRAVATI DIV.	223669	67851	291520	1585	0	0	0	0	0
AURANGABAD	NANDED	50791	17863	68654	259	0		0		
	AURANGABAD	23273	17770	41029	233	15498	10000	2090	15498	
	HINGOLI	11335	9745	21080	130	23529	20863	12104	10984	
	LATUR	11302	19992	31290	101	1380	770	795	172	80
	PARBHANI	7603	14543	22146	83	1300	0	0	0	10
	BEED	20320	13236	33551	66	5	0	0	0	
	JALNA	13465	7135	20591	55	0	0	0	00	
	OSMANABAD	6632	15251	21883	53	290	5500	0	0	
	AURANGABAD DIV.	144721	115535	260224	980	42002	37133	14989	26654	90
PUNE	PUNE	21818	10457	32275	274	0	0	0	0	0
	KOLHAPUR	17047	10935	27982	183	0	0	0	0	0
	SANGLI	22172	7082	29254	97	0	0	0	0	0
	SOLAPUR	49500	15433	64933	79	0	0	0	0	0
	SATARA	14166	9559	23725	72	0	0	0	0	0
	PUNE DIV.	124703	53466	178169	705	0	0	0	0	0
KONKAN	PALGHAR	26966	6455	33421	251			0		
	RAIGAD	9566	3833	13399	124			0		
	RATNAGIRI	8100	5864	13964	91			0		
	THANE	7395	3524	10919	57			0		
	SINDHUDURG	4947	1851	6798	53			0		
	KONKAN DIV.	56974	21527	78501	576	0	0	0	0	0
State Total	Total	1195390	430844	1626161	11141	0	0	0	0	0

अभियान उपक्रम क्र. १० ब

नावीन्यपूर्ण उपक्रमांची अंमलबजावणी
करणे

उपक्रम क्र.१० (ब) नावीन्यपूर्णउपक्रमांची अंमलबजावणी करणे

#SNo	Division	District	Target PMAYG	Target All State Schemes	Total Target	Abhiyan Achievement									
						बहुमजली इमारत		गृहसंकूल उभारणे		घरकूल मार्ट		गृहकर्ज		मुलभूत सुविधांद्वारे आदर्श घरकुले	
						T	A	T	A	T	A	T	A	T	A
1	AMRAVATI	AKOLA	47181	14198	61379	7		7		7		1564		7	
2		AMRAVATI	93272	14486	107758	14		14		14		3100		14	
3		BULDHANA	30604	12190	42794	13		13		13		960		13	
4		WASHIM	11091	7712	18803	6		6		6		375		6	
5		YAVATMAL	41521	19265	60786	16		16		16		1363		16	
		AMT.DIV.	223669	67851	291520	56		56		56		7362		56	
6	AURANGABAD	AURANGABAD	23273	17756	41029	9	0	9	0	9	9	774		9	9
7		BEED	20320	13231	33551	11	1	11	0	11	0	842		11	
8		HINGOLI	11335	9745	21080	5	0	5	1	5	0	394		5	
9		JALNA	13465	7126	20591	8	0	8	0	8	0	503		8	
10		LATUR	11302	19988	31290	10	0	10	0	10	0	315		10	
11		NANDED	50791	17863	68654	16	0	16	0	16		1974		16	
12		OSMANABAD	6632	15251	21883	8	3	8	1	8		235		8	
13		PARBHANI	7603	14543	22146	9	0	9	0	9		262		9	
		A'BAD DIV.	144721	115503	260224	76	4	76	2	76	9	5299		76	9
14	KONKAN	PALGHAR	26966	6455	33421	8		8		8		15		8	
15		RAIGAD	9566	3833	13399	15		15		15		198		15	
16		RATNAGIRI	8100	5864	13964	9		9		9		332		9	
17		SINDHUDURG	4947	1851	6798	8		8		8		188		8	
18		THANE	7395	3524	10919	5		5		5		66		5	
		KONKAN DIV.	56974	21527	78501	45		45		45		799		45	
19	NAGPUR	BHANDARA	63597	15386	78983	7		7		7		3095		7	
20		CHANDRAPUR	32694	24728	57422	15		15		15		1040		15	
21		GADCHIROLI	23746	11477	35223	12		12		12		646		12	
22		GONDIA	92862	13480	106342	8		8		8		4594		8	
23		NAGPUR	45792	9482	55274	13		13		13		1812		13	
24		WARDHA	17575	8310	25885	8		8		8		619		8	
		NAGPUR DIV.	276266	82863	359129	63		63		63		11806		63	
25	NASHIK	AHMEDNAGAR	56134	30450	86584	14		14		14		1835		14	
26		DHULE	52614	12351	64965	4		4		4		1208		4	
27		JALGAON	75723	17342	93065	15		15		15		2505		15	
28		NANDURBAR	111956	10307	122263	6		6		6		1886		6	
29		NASHIK	72630	19111	91741	15		15		15		1235		15	
		NASHIK DIV.	369057	89561	458618	54		54		54		8669		54	
30	PUNE	KOLHAPUR	17047	10935	27982	12	2	12	2	12	0	695	0	12	5
31		PUNE	21818	10457	32275	13	1	13	2	13	0	743	0	13	6
32		SANGLI	22172	7082	29254	10	0	10	0	10	0	985	0	10	5
33		SATARA	14166	9559	23725	11	0	11	0	11	0	508	0	11	2
34		SOLAPUR	49500	15433	64933	11	3	11	7	11	0	2239	0	11	13
		PUNE DIV.	124703	53466	178169	57	6	57	11	57	0	5170	0	57	31
		Total	1195390	430771	1626161	351		351		351		39107		351	